SICHERUNG	QUERSCHNITTS- FLAECHE ..MM/2					
	16 A	20 A	25 A	35 A	50 A	63 A
KABELLAENGE						
- 10 m	2.5 mm²	2.5 mm²	4.0 mm²	6.0 mm²	10.0 mm²	16.0 mm²
10 - 20 m	2.5 mm²	4.0 mm²	4.0 mm²	6.0 mm²	10.0 mm²	16.0 mm²
20 - 30 m	2.5 mm²	4.0 mm²	6.0 mm²	10.0 mm²	16.0 mm²	16.0 mm²

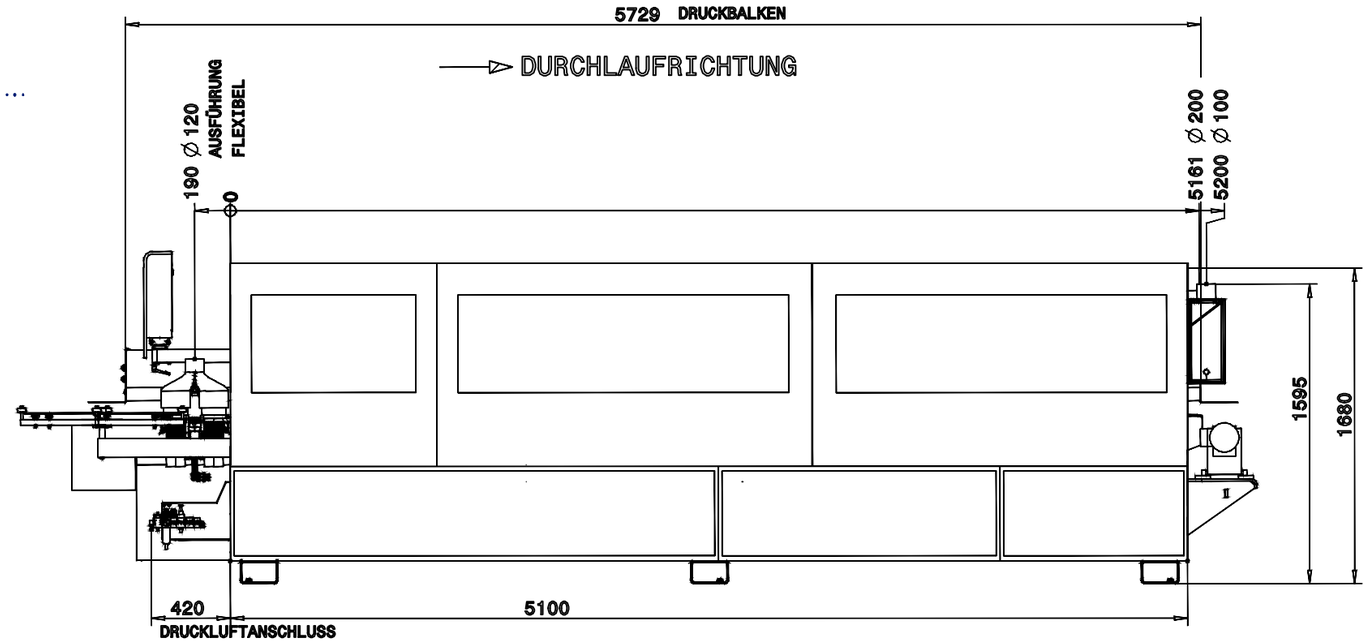

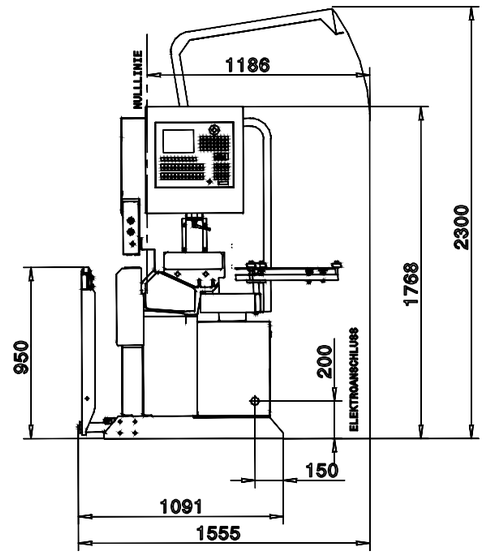

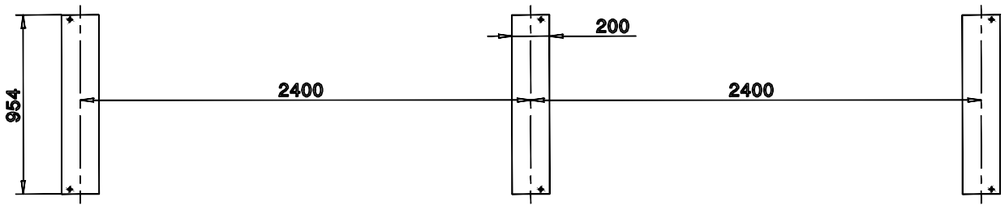

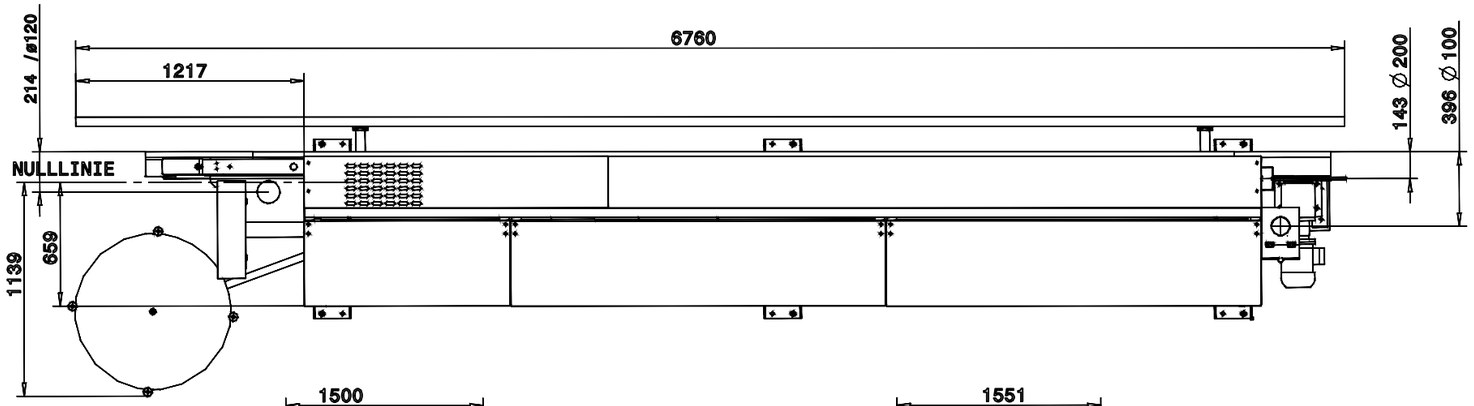

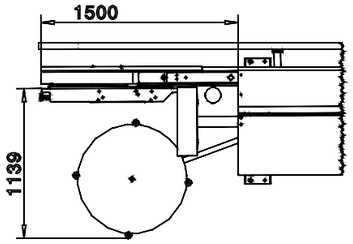

OPTION
EINLAUF
VERLAENGERUNG
+300

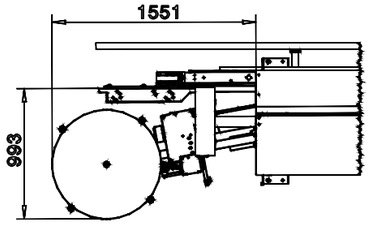

OPTION
EXTERNES
MAGAZIN

ELEKTROANSCHLUSS
BETRIEBSSPANNUNG
400V - 3 PH - 50 HZ
EL. GESAMTANSCHLUSSWERT
50 A

GEWICHT
CA. 3400 KG

DRUCKLUFTANSCHLUSS
6 BAR / ø 1/2"

ABSAUGELEISTUNG
ø 100MM 790 M³/H
ø 120MM 1140 M³/H
ø 200MM 3160 M³/H

LUFTGESCHWINDIGKEIT
28 M/SEC

DRUCKVERLUST
CA.2000 PA

LUFTVERBRAUCH

-B	20.02.10	Bartolo	M	WERKSTOFF -	Kantentechnik GmbH
-A	20.04.09	Miller, E.	1:20	ROHMASS	
AD AEND.NR.	DATUM	NAME		MAT.-NR.	
	NAME			AUFSTELLPLAN	5-701-80-1585
GEZEICH. 20.02.2007 Bartolo-P.				KDF X70 / 1X70 F D=200 A=50	
GEPRÜFT					
NORM. 20.02.2010					
Copyright reserved				CATIA A2	GEWICHT (kg) BL. BL-Z.

Disegnatore: Ferwood srl

Titolo: 005125_MA

Descrizione:
Single Sided Edgebander
BRANDT KDF 770

Data:

Sistema:

Foglio: A3

FerWood®
BRILLIANT SOLUTIONS FOR WOOD
FerWood srl - Via Langhe 4/A 1204^ Pollenzo (CN) Italy
Tel: +39 0172 474073 - fax: +39 0172 471442
email: info@ferwoodgroup.com

Tutti i diritti sono riservati da Copyright vietata la riproduzione
All rights reserved by Copyright is forbidden to reproduce