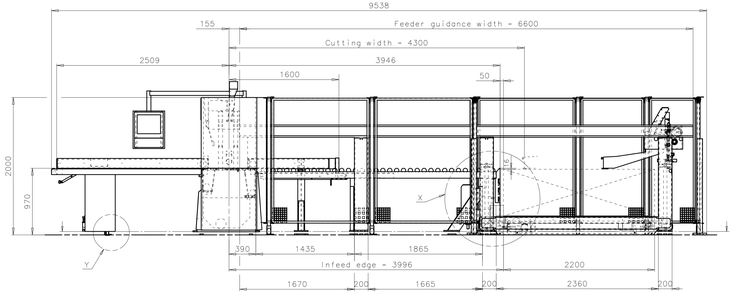
Diese Zeichnung ist unser geistiges Eigentum und darf ohne unsere Zustimmung weder kopiert, noch Dritten zugänglich gemacht werden.

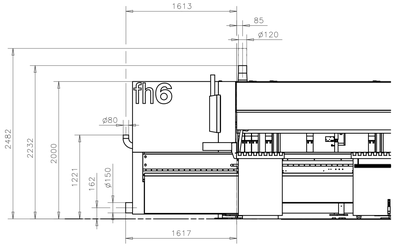
Werkstückkanten DIN ISO 13715 | Allgemeintoleranz DIN ISO 2768-mK | Tool Schweißnahtqualität ISO 13920-mK | Tool Allgemeintoleranz ISO 13920-15 | Frästechnikrauheit nach ISO 1302 | Frästechnikrauheitsangabe mittel ISENORM M1303

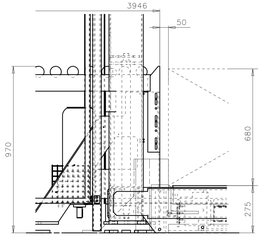
Oberflächenangaben nach ISENORM 46031 | Form- u. Lagetoleranzen DIN ISO 1101 | Gewindedarstellung nach SCHELLING Norm 16

Schutzvermerk nach DIN ISO 16016 beachten ! | Grund- u. Deckanstrich laut Schelling Farbkarte AK PHOCEA

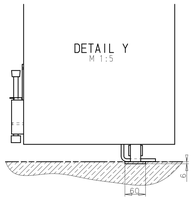


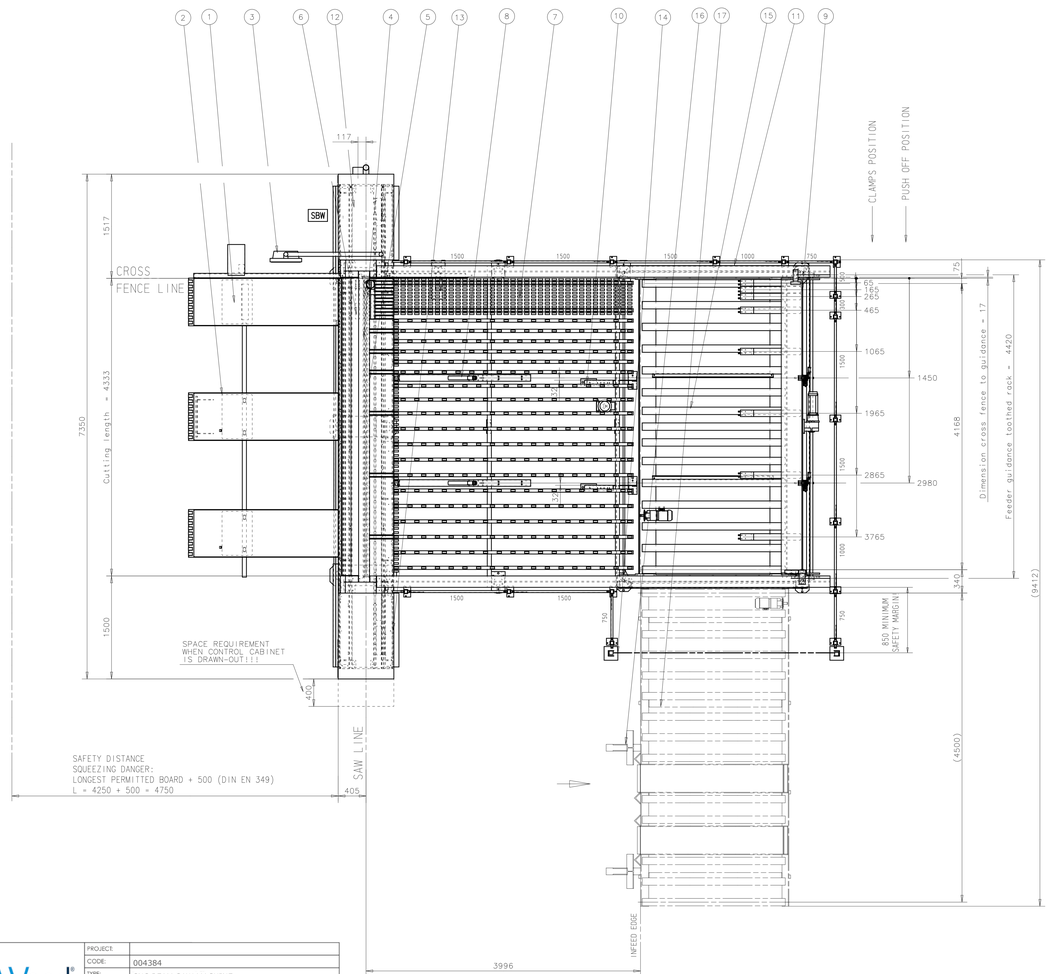
DETAIL X
M 1:10

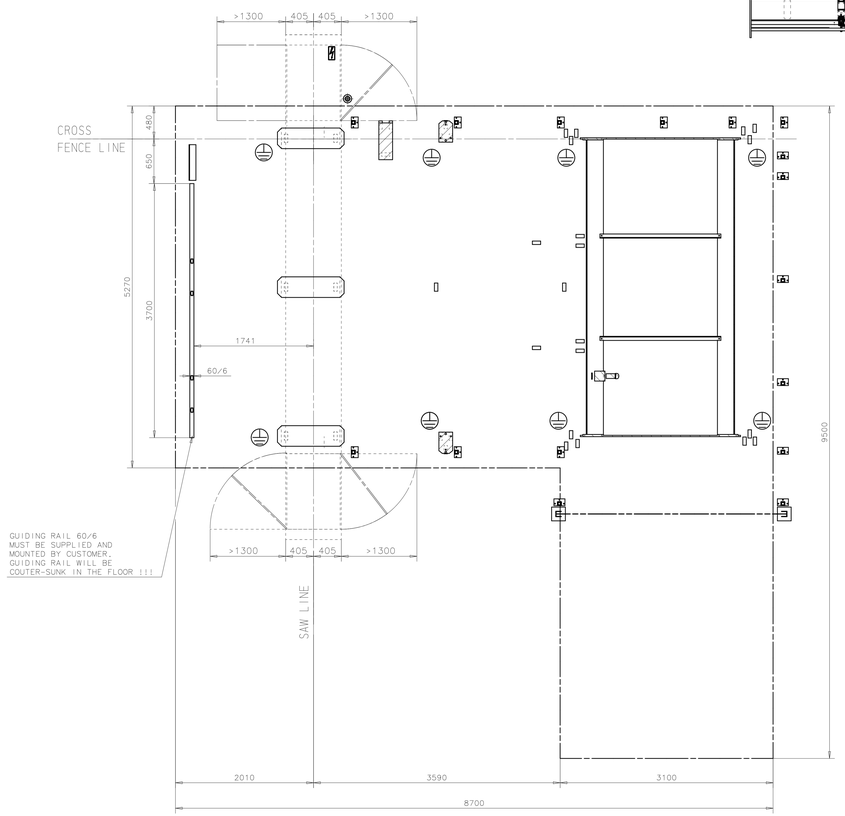


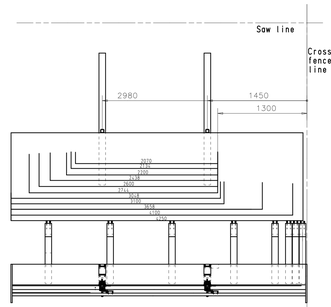


DETAIL Y
M 1:5









MACHINE SUPPORTING AREA
concrete floor with 200 mm depth
quality of concrete C20/25 (reinforced
DIN EN 206-1) suitable for straddling dowels
The thickness of the concrete has to
be at all pre-defined areas at least
200 mm! (including cut outs
and pits for the scissor lift, tracks, etc.)

MAIN CONNECTION
connection value 36 kVA / 66 A
frequency 50 Hz
supply voltage 400 V

REQUIRED COMPRESSED AIR
approx. 1600 l/min at 1 bar over-pressure
air connection to machine min. 1"
min. pressure 6 bar

POTENTIAL BONDING EN1 / Part 1
earth conductor (equipotential bonding,
better 2 Ohm ideal 1-1,2 Ohm)

DUST EXTRACTION
1x dust extraction ø 120
1x dust extraction ø 150
1x dust extraction ø 80
extraction requirements 4000 m3/h
at 32 m/s air speed
under pressure: 2000 pascal at saw machine

PERFORMANCE OF CUSTOMERS
Providance of pits for scissor lift and cable conduits, connections for electric power, compressed air and dust extraction, and required pedestals, stairways and handrailing at the machine.

IMPORTANT!
We kindly ask you to check this drawing carefully. If we do not receive any written comment within 3 weeks from the date of drawing dispatch, we will consider this drawing as accepted.

Schelling Anlagenbau GmbH
Maschinenfabrik
z.H. Verkauf
Gebh.-Schwaerzlerstr. 34
6858 SCHWARZACH
AUSTRIA

All dimensions in mm !
Please find further information in the acknowledgement of order !

SBW change of saw blade

1 AIR FLOATATION TABLE FIX
2 AIR FLOATATION TABLE MOVEABLE
3 CONTROL DESK
4 SAW MACHINE fh6 430
5 PRESSURE BEAM
6 CROSS ALIGNING DEVICE AT PRESSURE BEAM
7 ROLLER TABLE
8 BOOK ALIGNING DEVICE
9 FEEDER WITH CLAMPS AND OFF-PUSHER
10 RETAINING DEVICE
11 GUIDE FOR FEEDER
12 CONTROL CABINET 1
13 CONTROL CABINET 2
14 SAFETY LIGHT BARRIER
15 SPINDLE TYPE LIFT TABLE 430x220
16 POSITIONING DOG (CUSTOMER SUPPLIED)
17 ROLLER TRACK (CUSTOMER SUPPLIED)

221.272 FH6-ÖNER 430HT220 LKT

Pfarl.Nr.	Kg/Stk.	Menge/Stk. LE	Artikelbezeichnung und technischer Text	Gewicht
Nr. Uebernahme	Farbcode	Blattformat	Oberflaeche	Wärmebehandlung	Haerte
		1500x841			

Index Änderung / Änderungsmitteilung	Datum	Name
ges. 21-02-11 Ruef	Ersatz f.	
ges. 28-02-11 Ruef	Ersatz d.	

schelling | Benennung: Assembly drawing 430HT220 LKT | Maßstab: 1:25 | Artikelnummer: 221.272.0001

FerWood® BRILLIANT SOLUTIONS FOR WOOD

PROJECT:	
CODE:	004384
TYPE:	CNC BEAM SAW MACHINE
BRAND:	SCHELLING FH 6
DESIGNER:	
DATE:	
FILE:	

printed by SysAdmin at 28.02.2011 - 10:47:02