



**Advantage** 60  
70

**Details** ❖❖❖❖



Advantage 60  
Advantage 70

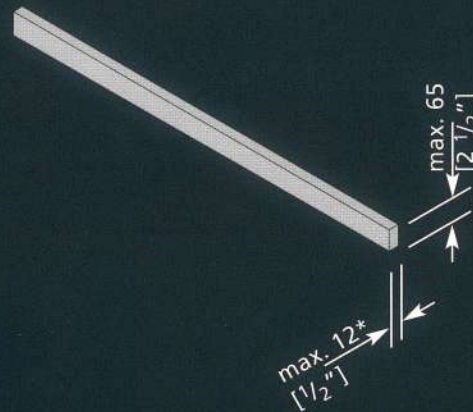
# EDGING MATERIAL: COILS



Dimensions in millimetre  
[inch].

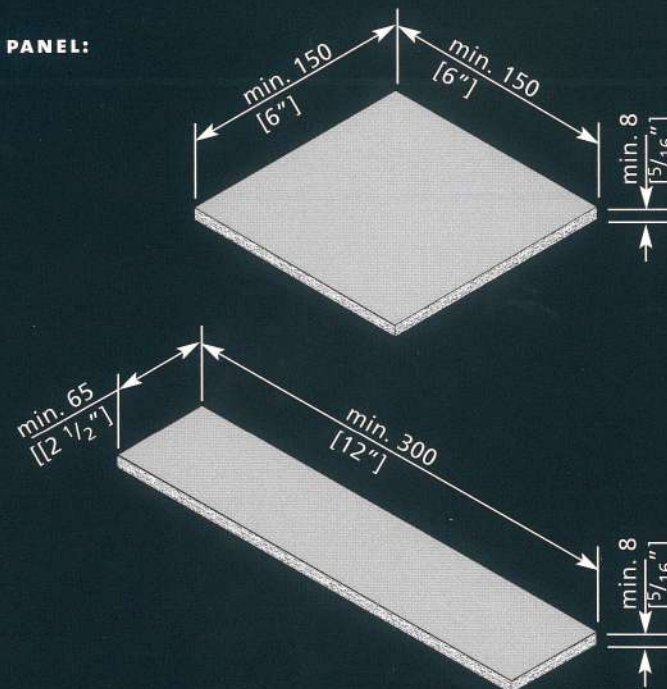
\* [max. cross section 130 mm<sup>2</sup>]

# EDGING MATERIAL: SOLID WOOD LIPPINGS



\* with Advantage 60 max. 8 mm  
[5/16"]

# SMALLEST PANEL:



All equipment offered is made  
to metric standards. Dimensions  
shown in English measure are  
approximate and for comparison  
purposes only.

straight edge   
coil material up to 3 mm  
solid wood lippings up to 8 mm and  
12 mm thickness

**Advantage 60** and **Advantage 70** – the compact solution for  
high-quality edge banding in throughfeed operation.

With the high-performance and user-friendly **Advantage 60**  
and **Advantage 70** IMA offers an economical and reliable  
solution for small and medium-sized manufacturers for  
panel processing with edges up to 3 mm [1/8"] and solid  
wood lippings up to 8 mm, respectively 12 mm [1/2"] thick-  
ness.

**Advantage 60** and **Advantage 70** offer simple one-man  
operation with automation of essential functions. Further-  
more the automated changeover as well as the user-friendly  
touch screen controls result in high-quality parts edge-  
banded with either thin or thick coils as well as solid wood  
lippings by using IMA precision work units – even for orders  
with difficult profiles. These characteristics, as well as  
the trend-setting design and the exceptional flexibility in

processing almost any edging material make **Advantage 60**  
and **Advantage 70** allround-talents, convincing users in  
this field of production.

**Advantage 60** or **Advantage 70** machines are either avail-  
able with smoothing, sanding or grooving units, which  
require a minimal floor space of just approx. 11.5 sqm  
[124 sq ft], respectively 12.5 sqm [134.5 sq ft]. The feed speed  
rate is 16 m/min. [53 ft/min.], for both processing options –  
longitudinal and transverse.

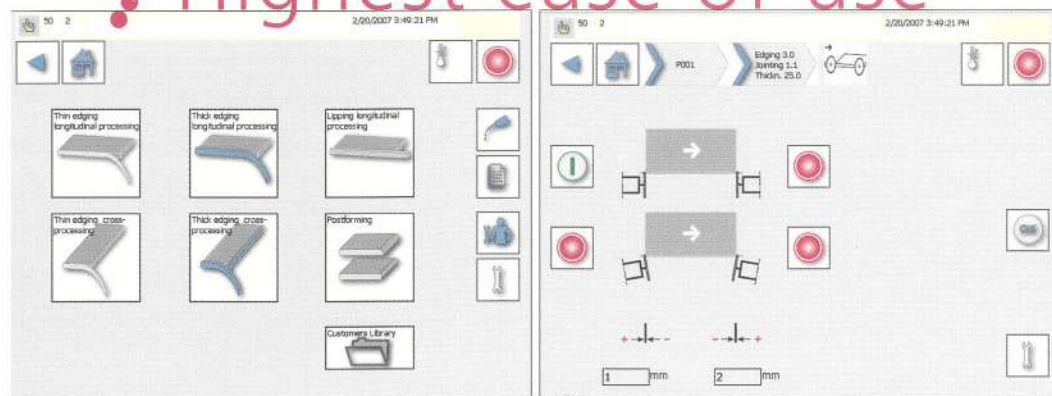
**Advantage 60** and **Advantage 70** stand for innovative and  
user-friendly edge banding engineering. These two  
machines emphasise the long lasting know-how of IMA in  
high-performance production with high ease of use. They  
represent an important step towards standardised pro-  
duction with consistent panel and edge quality, even for  
multiple shift operation.



**The control panel with touch screen for machine control by finger tip**

The new *ICOS TS operator panel* offers highest performance for increased productivity. The new control provides the perfect flow of information between user and edgebanding machine, as well as optimal conditions for a trouble-free production. The *ICOS TS operator panel* combines machine operation and control of the processing units with one single control panel which handles all operator inputs and controls.

## ❖ Highest ease of use



## ❖ ICOS TS operator panel

**ICOS TS operator panel – overview**

- 12" touch-screen-monitor with graphical operator guidance
- program memory for 1,000 processing programs
- with preset programs for thin and thick edges, as well as for edgebanding of solid wood lippings
- individual selection of processing units
- integrated line control
- PC-control with industrial processor
- flash-memory
- bus system for data transfer
- data back-up via USB
- error display in clear text
- prepared for tele-service







Accuracy right from the start: panel leading and pressure via IMA compound V-belt.

## ❖ Advantage 60

### Standard equipment

- 12" touch-screen-monitor with graphical operator guidance
- open space: calibrating unit
- gluing unit: coil 0,3 – 3,0 mm [ $1/64$  –  $1/8$ "]; solid wood lippings 8 mm [ $5/16$ "]
- end-trimming unit
- multi-function unit [MFA – 2 milling motors]\*
- profile scraper
- flat scraper
- buffing unit
- open space: *smoothing unit, sanding unit or grooving unit*

[All units are equipped with corresponding tooling.]

## ❖ Advantage 70

### Standard equipment


- 12" touch-screen-monitor with graphical operator guidance
- open space: calibrating unit
- gluing unit: coil 0,3 – 3,0 mm [ $1/64$  –  $1/8$ "]; solid wood lippings 12 mm [ $1/2$ "]
- end-trimming unit
- milling unit
- multi-function unit [MFA – 2 milling motors]\*
- profile scraper
- flat scraper
- buffing unit
- open space: *smoothing unit, sanding unit or grooving unit*

[All units are equipped with corresponding tooling.]

### Additional equipment for Advantage 60 and Advantage 70

- anti-stick and cleaning agent [open space]
- calibrating unit [open space]
- additional glue applicators
- pre-melting unit for hot-melt glues
- PUR-pre-melting unit
- quick-change motors for MFA
- quick-change equipment for profile scraper
- smoothing unit, sanding unit or grooving unit (optional) [open space]
- automation package: NC-adjustment for infeed fence, pressure zone and MFA

- \* On the Advantage 60 machine the additional equipment with quick-change motors for MFA is required for processing of solid wood lippings with the multi-function unit.




Picture shows Advantage 60 – incl. smoothing unit.





### 1 Anti-stick agent

With the automatic anti-stick and cleaning agent applicator glue residues are removed carefully, taking into consideration the ultimate demands to the quality of the processed panels. It is recommended for gluing with PUR-hot-melt glues.



### 2 Calibrating unit

The calibrating unit which can be used in longitudinal as well as in transverse direction ensures a perfectly trimmed panel edge prior to the gluing process. This results in an almost invisible glue line.


Heating zone



PUR-pre-melting



IMA quick-lock-system



### 3 Gluing unit

Proven IMA-technology: The IMA-gluing unit – reliable, compact, high-performance.

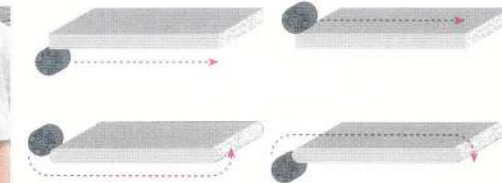



The precise feed of edging material (coils and solid wood lippings) is effected via line control *ICOS TS*; simple adjustment of the edge overhang at leading and trailing edge via PC-control. Different panel decors as well as high demands on quality require an economical use of glue types and colours. With the *IMA quick-lock-system* IMA guarantees an user-friendly solution for quick change of the glue applicator. You will benefit from the IMA industrial machine technique: The glue applicator can be changed in seconds via pneumatically controlled bajonet catch – solid interface between glue applicator and gluing gear.

The proven IMA edgebanding will be accomplished via pneumatic pressure of the driven first pressure roller and four additional rollers with spring-loaded contact pressure. The temperature control and monitoring is accomplished via the operator panel.

- The gear box of the gluing unit is a closed and long-lasting oil bath gear – it is guaranteed that no glue gets into the gear box or into the drive unit! The additional anti-stick coating of the glue container simplifies cleaning and allows the use of moisture-proof and temperature-resistant PUR-glues.
- Trouble-free, user- and environment-friendly changeover of glue via quick-lock glue applicator.
- Economic/cost-efficient melting of PUR glues with PUR-pre-melting unit for cartridges of 310 g.

❖ Precision-units  
❖ Perfect gluing unit





## ❖ Inclusive: high quality edges and performance

### 4 End trimming unit

The IMA end trimming unit offers reliable cutting of edge overhangs on leading and trailing edges, respectively solid wood lippings during processing. End trim and chamfer cuts of thin and thick edges are automatically controlled via the operator panel. A precise cut is granted and is guaranteed due to existing 2-fold tracing.

### 5 Milling unit [only Advantage 70]

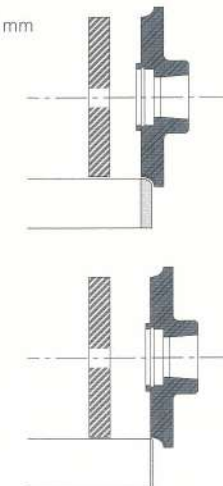
Our milling unit is used for milling of edge overhangs. The special vertical tracing also allows trouble-free processing of panels with boreholes (e.g.: hinge holes) or with wide grooves. The unit is equipped with each one high-performance motor for the upper and the lower edge.

### 6 IMA MFA [multi-function unit 08.346]

The IMA MFA offers crucial competitive advantages: Fine milling of upper and lower edges, as well as contour trimming of leading and trailing edges with just two processing motors. The horizontal and vertical unit movements are accomplished pneumatically. Guaranteed long-life cycle – a minimum of wear; thus the IMA MFA offers constant quality and an absolute repetitive accuracy.

- 2-point adjustment between thin and thick edges, horizontal positioning of the lateral tracing for chamfer and radius milling in case of different edge thicknesses. NC-controlled positioning of the milling motor is possible.
- Milling motor with quick-change system for easy set-up in case of different milling profiles. – The decisive advantage is that there are only two motors for processing of leading, trailing, upper and lower edges.
- High quality of edges also for post- and softforming profiles.


e.g. radius 3 mm  
[1/8"]




e.g. chamfer 15°, to be applied  
for different edge thicknesses




8 Profile scraper



9 Flat scraper



10 Buffing unit



7 Cleaning agents [see picture no. 1]

The automatic spraying device (top and bottom) for cleaning agents provides optimal conditions for perfect panel edge surfaces during finish-processing. This can only be used in conjunction with the anti-stick agent.

8 Profile scraper

Profile scraper, with each one profile cutter for upper and lower edges, as well as with horizontal and vertical tracing. It is used in conjunction with PVC materials to resrape lower and upper milling radii. The profile scraping unit can additionally be equipped with a quick-change device for easy and quick change of different edge profiles.

9 Flat scraper

The rescraping device for thin and thick edges - flat scraper with each one knife for upper and lower edges, as well as with vertical tracing. This unit is used to remove glue residues.


10 Buffing unit

The buffing unit cleans and polishes thin and thick edgebanding materials. The unit is equipped with each one big flapped disc for upper and lower edges as well as with one separate drive motor resulting in high-quality edges.


❖ Perfect finish








11 – A Smoothing unit




#### 11 A Smoothing unit

»Brilliant« quality of edges with the smoothing unit for reprocessing/smoothing plastic edges, to remove white cracks on trimmed and scraped edges.

- Automatic adjustment to panel thickness via height adjustment of the top pressure beam.
- Horizontal electro-pneumatic jump-in/jump-out device for upper and lower panel edges.
- Constantly perfect finish for different plastic types – nearly without any set-up.



11 – B Sanding unit




#### 11 B Sanding unit

The belt sanding unit is used for sanding the vertical edge surface when processing veneer or solid wood edges.

- tracing shoes with pneumatic pressure
- electronic belt tear-off control
- pneumatic cleaning of the sanding belt

11 – C Groove milling unit



#### 11 C Groove milling unit

The groove milling unit can be used for milling of continuous/non-continuous grooves, laterally or at the bottom of the panel. Furthermore it is used for rebating or profiling. The groove milling unit is swivelling from 0° to 90°.

❖ Finish and grooving in perfection





❖ flexible, compact, high-performance

#### Operation

Easy and quick access to all functions of the machine control via graphical operator guidance. The *ICOS TS control* via touch screen responds to a finger tip. The input/operator unit is dust- and scratch-proof and is convincing because of its exemplary ergonomics and the modern design.

#### Capacity

The Advantage 60 and Advantage 70 machines have an optimal cost/performance ratio: Minimizing of set-up times by user-friendly and easy control, user-tested automation package and high added value, resulting in sustained reliability for production.

#### Processing units

Machine and processing units of the Advantage 60 and the Advantage 70 represent the proven IMA technology. Thus high accuracy, longevity and repetitive accuracy – also for multiple-shift operation – are guaranteed.

#### Service

Experienced, highly professional IMA service engineers are at your disposal. They offer you user-orientated service for machine technique and IMA software products. IMA sales and service sites all over the world provide a quick availability of spare parts and quick individual support via teleservice.

For further information please see: [www.ima.de](http://www.ima.de)

#### Experience

More than 50 years of know-how in the field of processing unit technology and in the production of edgebanding machines – IMA stands for innovative product development and for the application of modern and trendsetting technologies.

#### Production reliability

To reach good processing results with a high degree of stable value and with consistent quality with the Advantage 60 and the Advantage 70 means production reliability for many years. High production quality and customized service (worldwide via teleservice) are further factors you can rely on.



Advantage 60

Standard equipment

MACHINE	
Feed speed	16 m/min. [53 ft/min.]
Total height [noise suppression hood closed]	1,600 mm [63"]
Total width [noise suppression hood closed]	1,600 mm [incl. support rail] [63"]
Working height	900 mm [35-1/2"]
Distance to the wall [processing unit side]	min. 1,000 mm [39-3/8"]
Total length	7,166 mm [23'-6"]
Connected load [Europe]	12 kW/29 A
Compressed air connection	7 bar [100 psi]
Compressed air consumption for one panel	
500 mm long [19-11/16"]	27 l
Compressed air consumption for one panel	
2,000 mm long [78-3/4"]	56 l
Dust extraction connection	1 x ø 80 mm; [3-5/32"]
	1 x ø 120 mm [4-23/32"]
Dust extraction requirements [extraction speed:	
28 m/s static negative pressure: 2480 Pa]	1,700 m³/h
Total weight	3,700 kg [8200 lbs]
Sound level	operation without processing < 85 dBA
[dependent on tool and material]	

PANEL

Panel thickness	min. 8 mm [5/16"]
	max. 60 mm [2 - 3/8"]
Panel length	min. 150 mm [6"]
Panel width	min. 65 mm [2-9/16"]

EDGING MATERIAL

Edging thickness	min. 0,3 mm [1/64"]
	max. 8 mm [5/16"]
Edging height	min. 12 mm [1/2 "]
	max. 65 mm [2-9/16 "]
Edging length	min. 160 mm (coil) [6 - 1/64"]
	min. 350 mm (solid wood lipping)
	[13-25/32"]
Edging cross-section	max. cross section130 mm²
	max. 8 x 65 mm (solid wood lipping)
	[5/16 x 2-9/16"]

Additional equipment

[Use: for Advantage 60 as well as for Advantage 70]					
	Connected load [Europe]	Compressed air consumption for one panel	Compressed air consumption for one panel	Dust extraction connection	Dust extraction requirement [dust extraction speed: 28 m/s, static negative pressure: 2480 Pa]
		500 mm long [19-11/64"]	2,000 mm long [78-3/4"]		
Calibrating unit	6 kW/13,4 A	33 l	75 l	1 x ø 120 mm [4-23/32"]	1,200 m³/h
Grooving unit	3 kW/6,7 A	3 l	3 l	2 x ø 100 mm [3-5/16"]; 1 x ø 80 mm [3-5/32"]	2,200 m³/h
Sanding unit	1,8 kW/4 A	130 l per min. duration of operation	130 l per min. duration of operation	1 x ø 80 mm [3-5/32"]	600 m³/h

Advantage 70

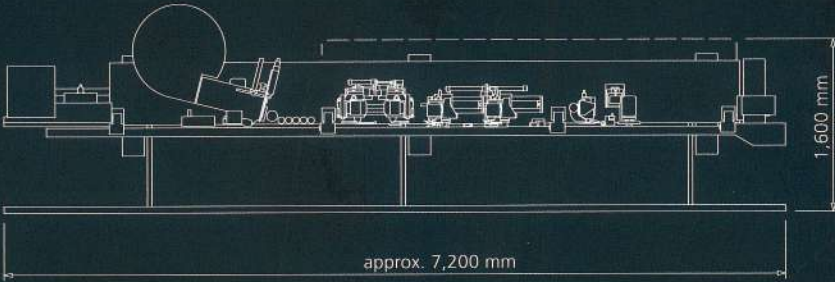
Standard equipment

Feed speed	16 m/min. [53 ft/min.]
Total height [noise suppression hood closed]	1,600 mm [63"]
Total width [noise suppression hood closed]	1,600 mm [incl. support rail] [63"]
Working height	900 mm [35-1/2"]
Distance to the wall [processing unit side]	min. 1,000 mm [39-3/8"]
Total length	7,766 mm [25'-6"]
Connected load [Europe]	14 kW/34 A
Compressed air connection	7 bar [100 psi]
Compressed air consumption for one panel	
500 mm long [19-11/16"]	27 l
Compressed air consumption for one panel	
2,000 mm long [78-3/4"]	56 l
Dust extraction connection	3 x ø 80 mm; [3-5/32"]
	1 x ø 120 mm [4-23/32"]
Dust extraction requirements [extraction speed:	
28 m/s static negative pressure: 2480 Pa]	2,700 m³/h
Total weight	4,000 kg [8800 lbs]
Sound level	operation without processing < 85 dBA

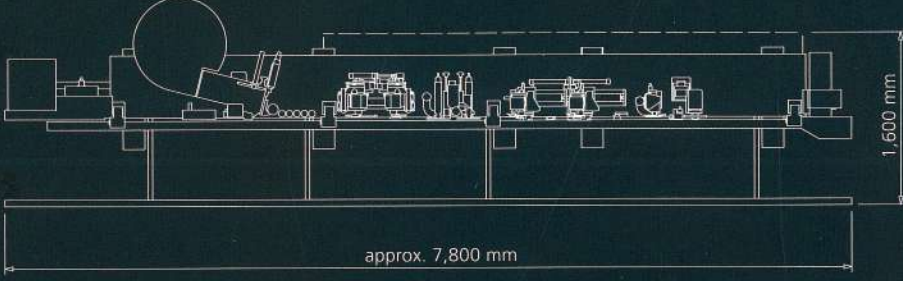
Panel thickness	min. 8 mm [5/16"]
	max. 60 mm [2 - 3/8"]
Panel length	min. 150 mm [6"]
Panel width	min. 65 mm [2-9/16"]

Edging thickness	min. 0,3 mm [1/64"]
	max. 12 mm [1/2 "]
Edging height	min. 12 mm [1/2 "]
	max. 65 mm [2-9/16 "]
Edging length	min. 160 mm (coil) [6 - 1/64"]
	min. 350 mm (solid wood lipping)
	[13-25/32"]
Edging cross-section	max. cross section130 mm²
	max. 12 x 65 mm (solid wood lipping)
	[1/2 x 2-9/16"]

Advantage 60



Advantage 70



Subject to technical modifications and amendments and to further developments. The offer, respectively the order confirmation is relevant in either case! The picture of the machine could have been taken without complete protection devices. The protection device is part of the scope of delivery. Photos could also be options, not being part of the scope of delivery.



engineering solutions. [www.ima.de](http://www.ima.de)



IMA Klessmann GmbH  
Holzbearbeitungssysteme  
Industriestraße 3, D-32312 Lübbecke  
Germany  
Fon +49 5741 331-0  
Fax +49 5741 4201  
[www.ima.de](http://www.ima.de)  
[contact@ima.de](mailto:contact@ima.de)