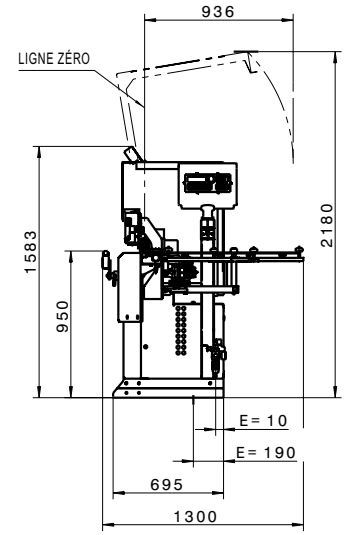
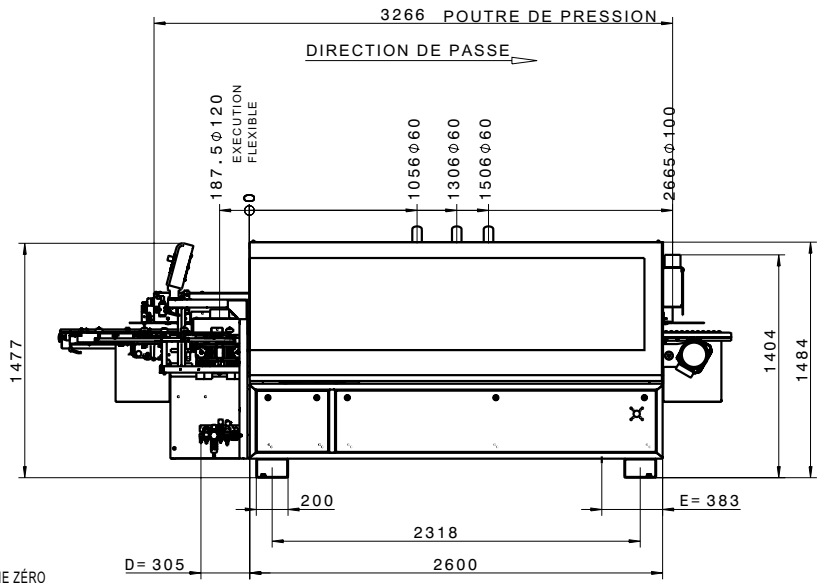
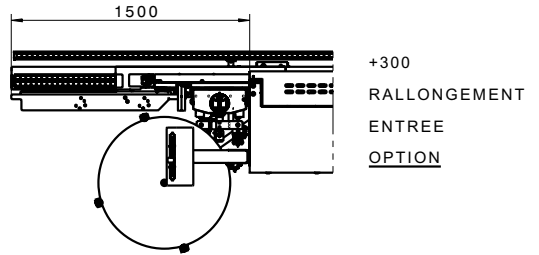
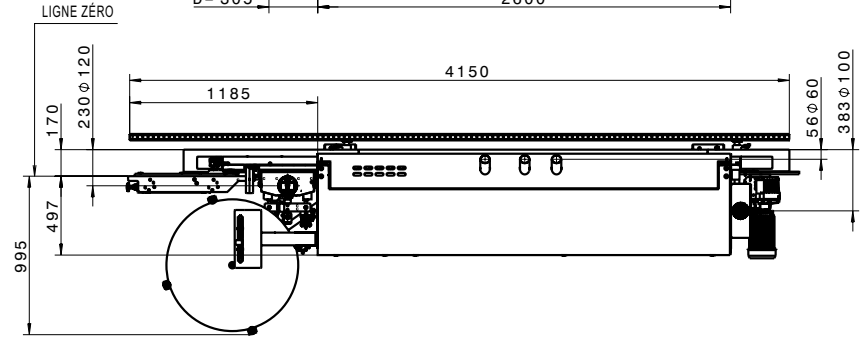


1	2	3	4	5	6	7	8	9	10	11	12	13	14	15	16	17	18	19	20	21	22	23	24	25	26	27	28	29	30	31	32	33	34	35	36	37	38	39	40	41	42	43	44	45	46	47	48	49	50	51	52	53	54	55	56	57	58	59	60	61	62	63	64	65	66	67	68	69	70	71	72	73	74	75	76	77	78	79	80	81	82	83	84	85	86	87	88	89	90	91	92	93	94	95	96	97	98	99	100
---	---	---	---	---	---	---	---	---	----	----	----	----	----	----	----	----	----	----	----	----	----	----	----	----	----	----	----	----	----	----	----	----	----	----	----	----	----	----	----	----	----	----	----	----	----	----	----	----	----	----	----	----	----	----	----	----	----	----	----	----	----	----	----	----	----	----	----	----	----	----	----	----	----	----	----	----	----	----	----	----	----	----	----	----	----	----	----	----	----	----	----	----	----	----	----	----	----	----	-----

LISTE DE RECOMMANDATIONS:						
QUERSCHNITTS- FLAECHE . . MM/2						
FUSIBLE	16 A	20 A	25 A	35 A	50 A	63 A
LONGUEUR DE CONDUITE						
- 10 m	2.5 MM2	2.5 MM2	4.0 MM2	6.0 MM2	10.0 MM2	16.0 MM2
10 - 20 m	2.5 MM2	4.0 MM2	4.0 MM2	6.0 MM2	10.0 MM2	16.0 MM2
20 - 30 m	2.5 MM2	4.0 MM2	4.0 MM2	6.0 MM2	10.0 MM2	16.0 MM2



- E= ALIMENTATION SECTEUR DE LA MACHINE
TENSION DE SERVICE
400V - 3PH - 50HZ
- PRESSION DE SERVICE
9.5KW
- COURANT NOMINAL
14A
- POIDS
CA. 1320KG
- D= ALIMENTATION EN AIR COMPRI ME
6BAR / Ø1/2"
- CAPACITE D ASPIRATION
Ø60MM 285M³/H
Ø100MM 790M³/H
Ø120MM 1140M³/H
- VITESSE L AIR
28M/SEC
- PERTE DE PRESSION **
CA. 2000PA
- CONSOMMATION D AIR



<p>BRILLIANT SOLUTIONS FOR WOOD</p>	PROJECT:	
	CODE:	006377_MA
	TYPE:	SINGLE SIDED EDGE BANDER
	BRAND:	BRANDT KDF 220
	DESIGNER:	
	DATE:	
	FILE:	