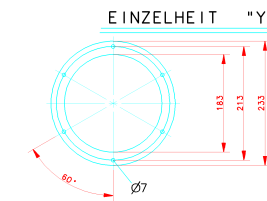
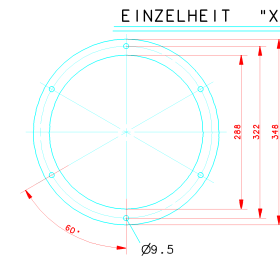
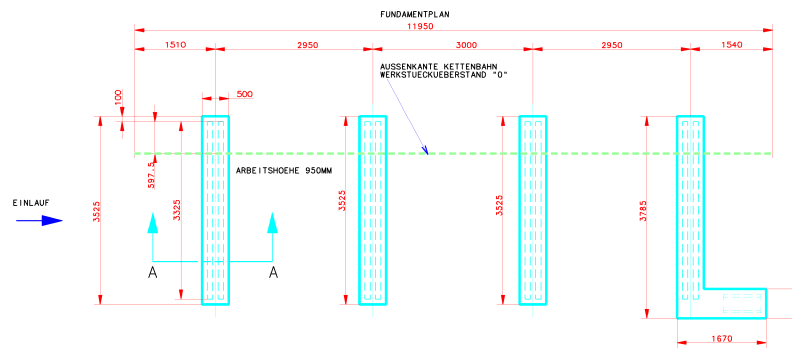
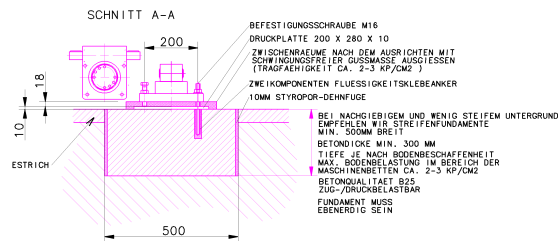
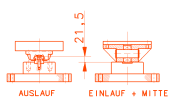


GESAMTABSUGLEISTUNG CA.	29050 M3/H
LUFTGESCHWINDIGKEIT	35 M/SEC
PRESSLUFTVERBRAUCH CA.	62 NL/TAKT
DRUCKVERLUST CA.	250MM WS
EL. GESAMTANSCHLUSSWERT CA.	80 KW
NENNSTROM CA.	140 A
EMPFOHLENE VORSICHERUNG	160 A



HOEHENDIFFERENZ ZWISCHEN LINEAR- UND FLACHFUEHRUNG



KOM.: _____
 TYPE.: KF 20/20/QA/15
 MASCH.NR.: 0-202-60-1672

- ARBEITSHOEHEN 950MM
- PRESSLUFTANSCHLUSS R1/2" INNENGEWINDE
- ZULEITUNG R1"
- ▼ AUSSENKANTE KETTENBAHN WERKSTUECKUEBERSTAND "0"

FerWood BRILLIANT SOLUTIONS FOR WOOD	PROJECT:	005939_MA
	CODE:	DOUBLE SIDED EDGEBANDER
	TYPE:	HOMAG KF 20/20/QA/15
	BRAND:	
	DESIGNER:	
	DATE:	
FILE:		