MED.TOL	TOLERANCIA

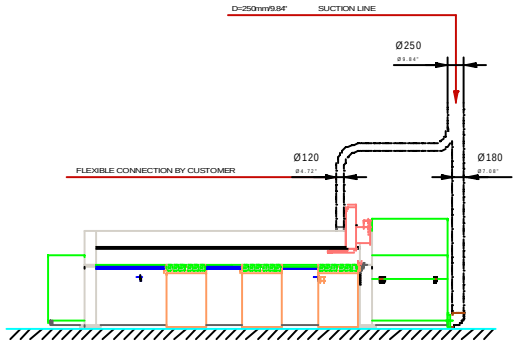

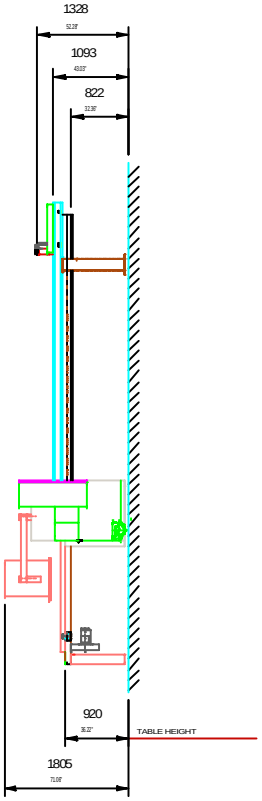

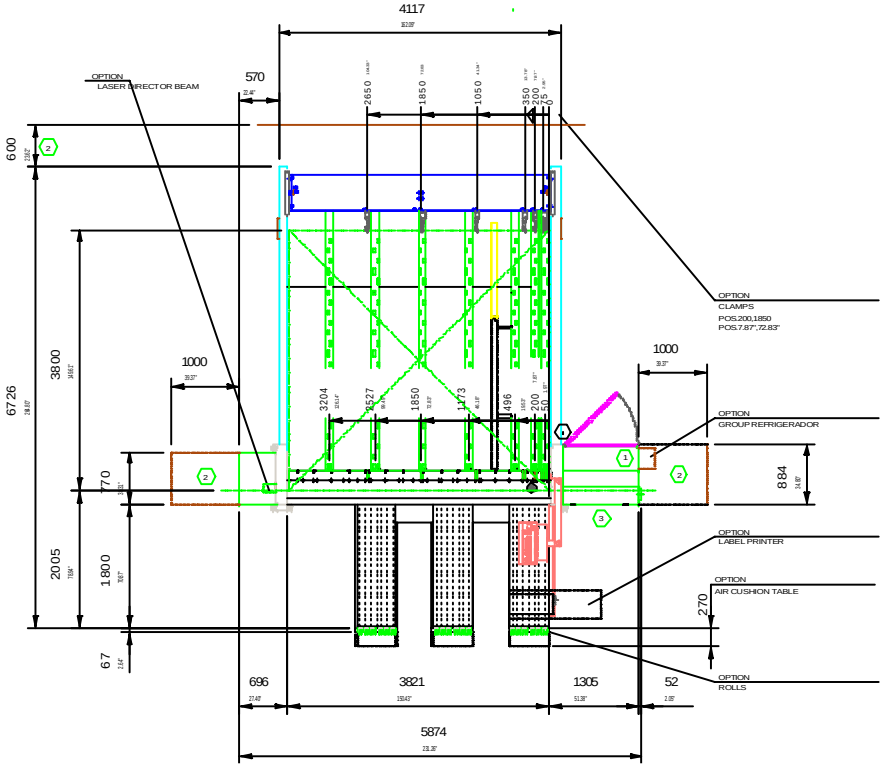

21/11/2024
"HOMAG non si assume alcuna responsabilità circa la corrispondenza della composizione attuale della macchina rispetto alla descrizione del layout"

TYPE	HPP230 38/38

FOR APPROVAL:

DATE: _____ SIGNED: _____

VERIFIED:

DATE: _____ SIGNED: _____

PLEASE RETURN THE APPROVED DRAWING IMMEDIATELY,
OTHERWISE DELIVERY MAY BE DELAYED

SUBJECT TO CONSTRUCTIVE MODIFICATIONS
WITHOUT OUR PERMISSION THIS DRAWING MUST NOT BE REPRODUCED NOR DUPLICATED
NOR MADE ACCESSIBLE TO THIRD PARTIES OR COMPETITORS

DIN 34-1+11 LAW OF 19.06.1901

1 MAIN ELECTRICAL CONNECTION

2 SPACE REQUIREMENT RIGHT O LEFT
MAINTENANCE

3 ROOM FOR SAW BLADE CHANGE

4 PNEUMATIC CONNECTION 1/2"
SUPPLY 2"

X DUST-COLLECTOR MUFF

5 SAFETY LIGHT BARRIER

CONCRETE QUALITY B25 CAPABLE OF BEARING PRESSURE AND TENSION
THICKNESS OF CONCRETE MIN. 200 MM (7.9")
EVENESS OF FLOOR: TOLERANCE =+/- 10MM (+/- 0,4")

GROUTING BY CUSTOMER OF THE MOUNTING PLATES WITH CASTING COMPOUND
RESISTANT TO SHRINKING AFTER INSTALLATION

REPRESENTATION AND DIMENSIONING OF INSTALLATIONS PROVIDED BY THE CUSTOMER
AND MACHINES OF FOREIGN BRAND WITHOUT GUARANTEE

MAXIMUM PANEL SIZE	3800 x 3800 mm	149.61 x 149.61"	
MINIMUM PANEL SIZE	.... x .... mm	..... x ..... "	
SAW BLADE PROJECTION	55 mm	2.17"	
CUTTING LENGTH RIP SAW	3800 mm	149.61"	
CUTTING LENGTH TRIM SAW	..... --	--- "	

MAIN SAW MOTOR	5.5 KW	TOTAL CONNECTED LOAD	10.2 KW
MAIN SAW MOTOR	7.5 KW	TOTAL CONNECTED LOAD	12.2 KW

AIR PRESSURE REQUIRED *	6 bar	97 psi
TOTAL AIR REQUIREMENTS FOR 1bar/14.5psi	150 NL/min	52.5 CFM
SUCTION CAPACITY	4400 m3/h	2596 CFM
AIR VELOCITY	26 m/s	85.28 feet/s

			M	MATERIAL	
			1:50	MED. EN BRUTO	
AB.	Nº DE MOD	FECHA	NOMBRE	MAT.-NR.	
	FECHA	NOMBRE			NUMERO DEL PLANO
DIBUJ.	19.06.2007	Vicario O.			5-225-92-0200
COMP.					
CONT.					
75				HOJA 1	Nº HOJA 1