PASSMASS	ABMASS

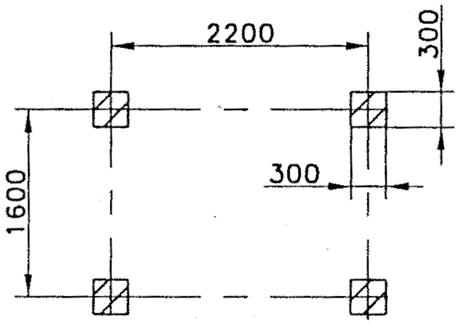

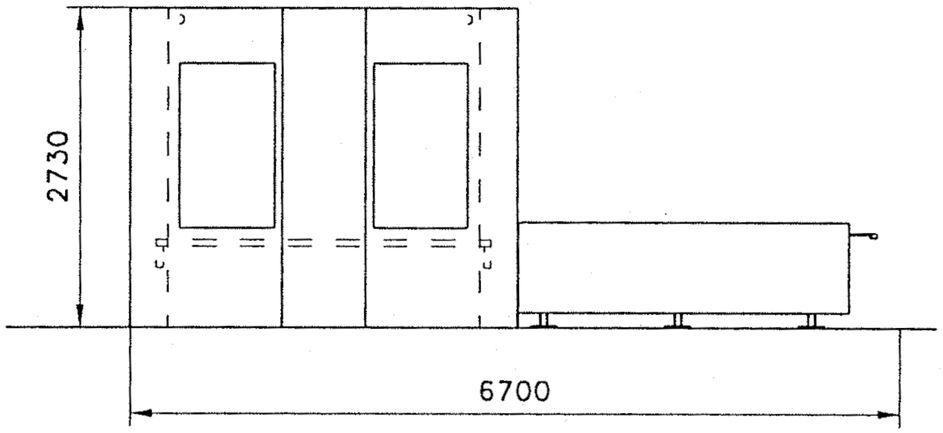

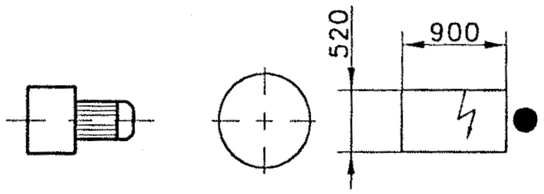

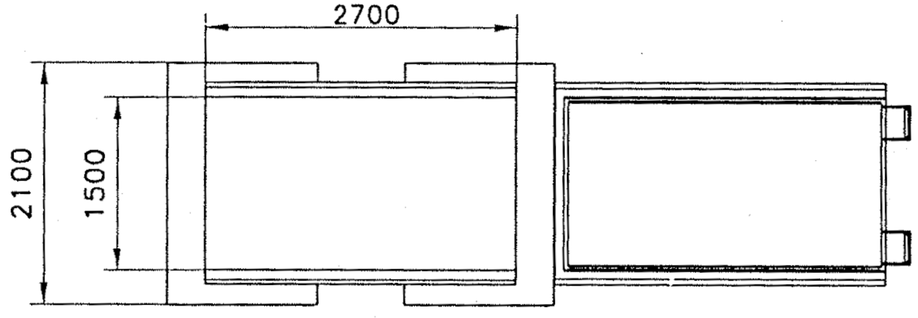

Bodenbelastung unter den Stellplatten ca.4.5 kg/cm²

Bodenbelastung unter der Presse ca. 3300 kg/m²

Floor loading on area required for installation of the maschine ca. 4.5 kg/cm²

Floor loading under the press ca. 3300 kg/m²

Hydraulikpumpe ca. 5.5 kW
Vakuumpumpe ca. 4.0 kW
Elektroheizplatte ca.24.0 kW
•Anschlusswert 63 A

Luftverbrauch pro 1390 NL/ pro Presszyklus mit min. 6 bar Arbeitspressdruck

Hydraulics pump approx. 5.5 kW
Vacuum pump approx. 4.0 kW
Electric heating plate approx. 24.0 kW
•recommended fuse protection 63 A

air requirement 1390 NL/presscycle with min. 6 bar network pressure

FerWood®
BRILLIANT SOLUTIONS FOR WOOD

PROJECT:	
CODE:	002081
TYPE:	MEMBRANE PRESS
BRAND:	FRIZ MFP/20/MT/15/27
DESIGNER:	
DATE:	
FILE:	

AB	ÄEND.NR.	DATUM	NAME	M 1:50	WERKSTOFF / ROHMASS / MAT.-NR.

FRIZ Maschinenbau GmbH

	DATUM	NAME
BEARB.	22.02.2000	Marotta N.
GEÄN.		
KTRL	22.02.2000	Kron

BENENNUNG
AUFSTELLPLAN
OPTIMAT MFP 15/27

30 Copyright reserved

CADAM A3 | BL.1 | BL-Z.1

ZULAESSIGE ABWEICHUNGEN UEBER MASSE OHNE TOLERANZANGABE

MENNMASSBEREICH (mm)														
WERKST. BIS	- 6	6 30	30 120	120 400	400 1000	1000 2000	2000 4000	4000 8000	- 10	10 50	50 120	120 400	400 1000	1000 2000
ZUL. ABW.	±0.1	±0.2	±0.3	±0.5	±0.8	±1.2	±2	±3	±1°	±30'	±20'	±10'	±0° 30'	±0° 20'

WINKELMASSE (LANGE DES KURZ. SCHK.)

R	S
0.3	0.2

DURCHLEITUNGEN DIN 1640/DIN/LAEOHEZEICHEN

DIA 16	STANDARD GUSS-MONTEILE	
DIA 17	FE1HOUSS	RAUHEITSWERT RZ

BEL. | 40 63 | 13 23 | 3 | 1

Massstab 1:100 | Blatt 1 von 1 | ISO 1302