

 **morbidelli**



author serie m
numerically controlled machining centers.

author serie m

numerically controlled machining centers

The Morbidelli Author M Series machining centers with 4 and 5 axes are powerful, efficient and highly flexible. The Author M series combines technologically advanced solutions with an updated and innovative design.

- **HIGH FINISHING QUALITY**

at the maximum machining speed thanks to extremely stiff mobile gantry type structure.

- **READY FOR ANY TYPE OF MACHINING,**

even the most intense such as those with large sized workpieces with powerful and high-performance machining heads.

- **QUICK and SAFE MACHINING**

the machine can be operated at the maximum production capacity with the highest freedom of movement for the operator and in utmost safety.




sawing.

edge banding.

machining center.

sanding.



author serie m

technological advantages



MACHINING HEADS

THAT SLIDE ON INDEPENDENT SUPPORTS

allowing for the machining of very thick workpieces. Maximum positioning precision is guaranteed by a system of recirculating balls screws and digital drives.

MOBILE GANTRY TYPE STRUCTURE: THE BEST TO GUARANTEE THE STRUCTURAL STIFFNESS IN ALL MACHINING.

Base and support of the machining head have been designed and manufactured to guarantee a highly stable and precise machine over time and in every work condition.

HIGHLY CUSTOMIZABLE MACHINING HEAD.

Any type of machining can easily be achieved from high capacity drilling, to powerful routing with 4 and 5 axes, and cuts with a blade up to 350mm in diameter.

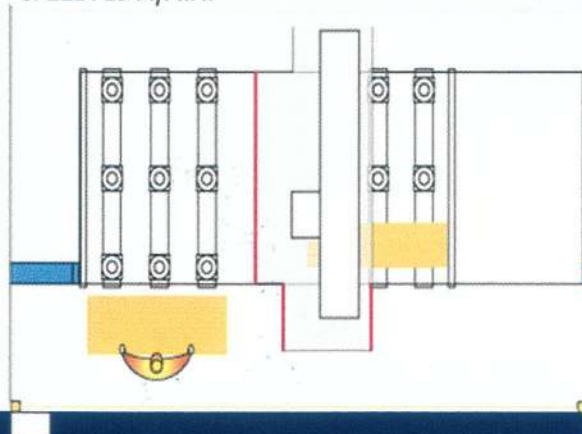
INNOVATIVE SAFETY SYSTEM

THAT BRING TOGETHER THE BUMPERS DEVICES

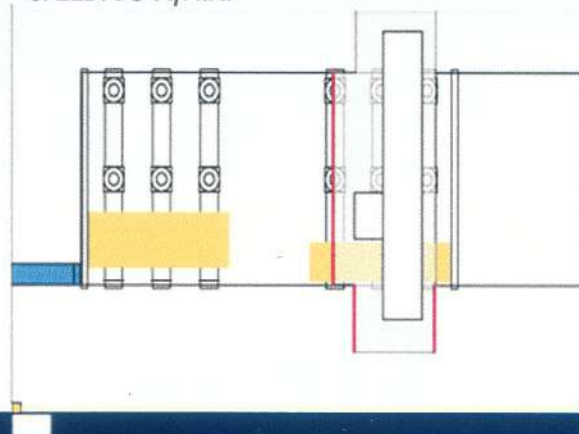
WITH THE PHOTOCELLS allowing the machine to be used at its maximum production capacity, especially for pendulum machining. This system allows for greater freedom of movement around the worktable and it removes the involuntary interruptions caused by other systems.



SPEED. 25 M/MIN.





SPEED. 90 M/MIN.




author serie m

machining unit: boring unit


Wide range of independent spindles drilling heads to meet any requirement: **drilling machining heads with 14 to 50 independent spindles for those with extensive drilling requirements** (wardrobe sides, sound absorbent panels etc.) but also for those with high diversification of tool types and diameters.



Up to 12 independent horizontal spindles (8 + 4)"




Blade unit integrated with the drilling head with 0-90° rotation.



author serie m

machining unit: routing unit



BRC MODULE


Multifunction unit that brings together in an extremely limited space all the classic machining capabilities of a work center: vertical and horizontal drilling and routing and cutting with blade.

3 or 4 or 5 axes routing units with up to 15 kW in power for vertical, horizontal, tilting machining and cuts with blades up to 350mm di in diameter. Each unit is fitted on an independent Z carriage to use all the working height.


PBTC MODULE

Additional routing unit with 8,5 kW electro-spindle and 6 position rapid tool changer.

The advantage of a second machining head, with its own tool changer, is a substantial reduction in cycle times and greater efficiency by working with masked cycles.



machining unit: tool changer





The rear (tool room) 16/24 positions magazine greatly increases the range of tools available to the operator.



The rapid 12 "on board" magazine fitted directly on the main electro-spindle allows for tool changes in masked time, during the auxiliary drilling or routing.


48 positions chain magazine for large sized tools with a diameter up to 350mm and tool changing shuttle which reduces tool changing times to 5 seconds.



8, 10 and 12 positions lateral magazine.

author serie m

worktables



MATIC TABLE

Worktable with automatic simultaneous positioning of the supports and the suction cups or mechanical hold-down devices. The requested configuration is performed in just a few seconds, with a guaranteed safety against the risks of collision between tool and worktable. The automatic setup in masked time of a machine half-table whilst the other half is operational eliminates the table fixturing times.



TV TABLE (Tubeless Vacuum)

Stiffness, reliability and precision are the features of the **Morbidelli Manual positioning** table.




The wide support table, the extremely stiff suction cups hold-down and the removal of vacuum tubes for each suction cup improve the quality-price ratio for this type of entry-level worktable.

MULTI-FUNCTION TABLE

Designed for the Nesting technologies the aluminum alloy multi-function table is extremely stiff and capable of maintaining perfect planarity over time, even after frequent stresses. The surface channels are made with t-shaped grooves which are extremely useful for mechanical hold-downs or custom references.

PILOT TABLE

Semiautomatic worktable, where the positioning quota of the table and suction cups is displayed on the mobile control panel and is stored on the worktables with magnetic sensors. There is therefore no risk of collision as the manual positioning of the devices is assisted and safe and there is a considerable saving in the operator's time too.



The work center can be configured for work heights from 50 mm to 110 mm, with suction cups and/or mechanical hold-down devices.

author serie m

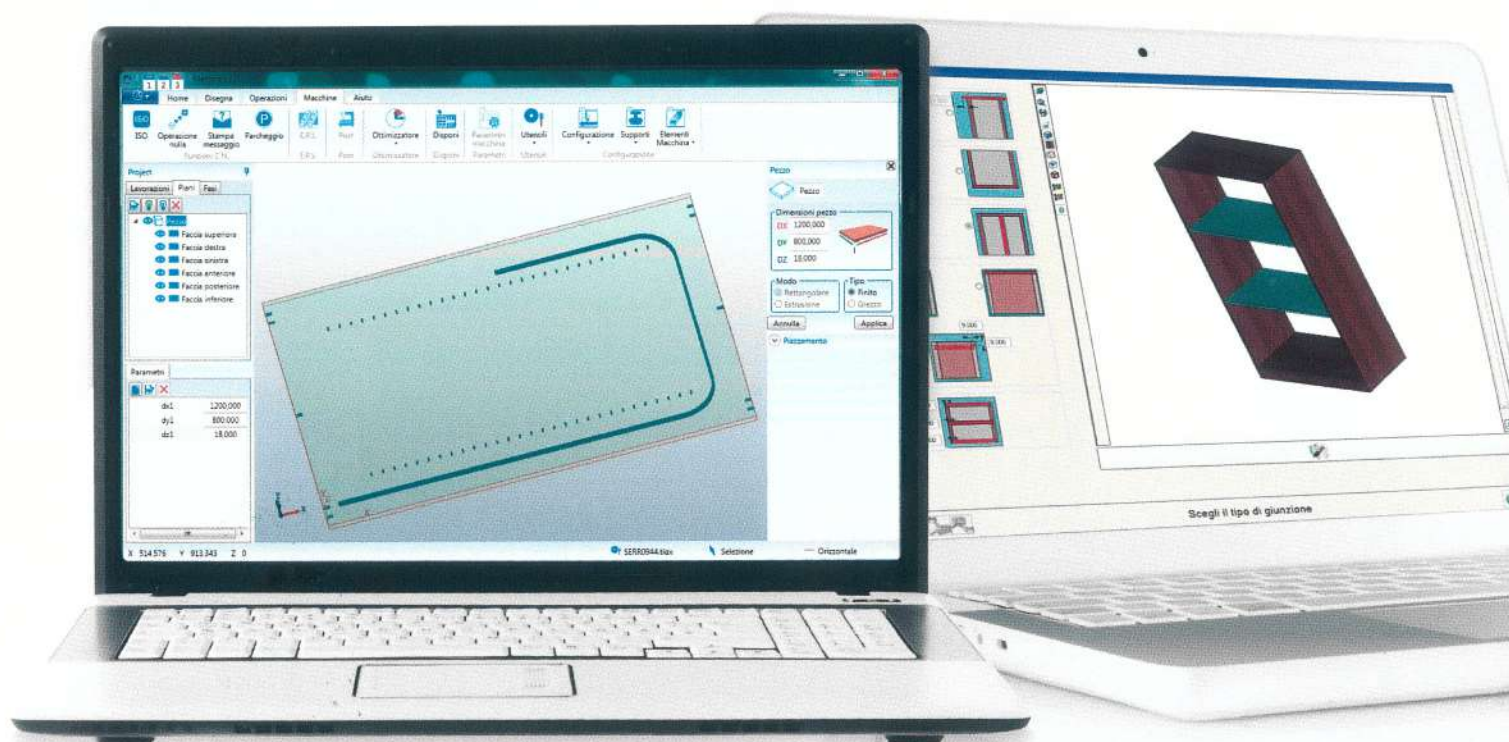
xilog maestro **software:**

The new Scm Group CAD/CAM is powerful and simple to use.

XILOG MAESTRO power and simplicity.

Xilog Maestro is the new powerful programming software for the **Morbidelli** work centers. Developed in a Windows® environment, it includes all the features and performance to ensure an easy, intuitive and efficient programming, even for those that are not familiar with PCs or that operate a work center for the first time.

- 3D graphic editor for workpieces, geometries, machining and work centers
- Geometries drawing in CAD mode
- Programming machining on tilting sides
- Importing DXF files: all formats with layer and geometries recognition
- Importing Xilog Plus XXL and PGM files
- Macro writing via editor or via scripting
- Additional software modules (option)
customizable per nesting, cabinets, etc.
- Calculation of production times
- Teleservice



| AUTHOR | | M 600 | M 800 |
|------------------------------------------|--------------------|---------------|---------------|
| AXIS | | | |
| X-Y axis speed | m/min | 90 | 90 |
| Panel passage | mm | 250 | 350 |
| Electro-spindle | | | |
| 3 and 4 axis electro-spindles power | kW | 8,5 - 13 - 18 | 8,5 - 13 - 18 |
| Maximum rotation | R.P.M | 24.000 | 24.000 |
| 5 axis electro-spindle power | kW | 11 | 11 - 13 - 15 |
| Maximum rotation | R.P.M | 24.000 | 24.000 |
| On-board tool magazine | n° POS. | 12 | 12 |
| Rear tool magazine | n° POS. | 16 - 24 - 48 | 16 - 24 - 48 |
| Lateral tool magazine | n° POS. | 8 - 10 - 12 | 8 - 10 - 12 |
| BRC | | | |
| Power | kW | 3 | 3 |
| Maximum rotation | R.P.M | 18.000 | 18.000 |
| 3 axis additional electro-spindle | | | |
| Power | kW | 8,5 | 8,5 |
| On board tool magazine | n° POS. | 6 | 6 |
| Boring head | | | |
| Spindles | n° | from 14 to 50 | from 14 to 50 |
| Power | kW | 3 | 3 |
| Rotation | R.P.M | 2000 - 8000 | 2000 - 8000 |
| Installation | | | |
| Suction opening diameter | mm | 1x100 1x250 | 1x100 1x250 |
| Suction air speed | m/sec | 25 | 25 |
| Suction Air consumption | m ³ /hr | 1x1300 1x4400 | 1x1300 1x4400 |
| Compressed air consumption | NL/min | 170 - 300 | 170 - 300 |
| Machine weight | Kg | 6000 - 9000 | 6000 - 9000 |

AUTHOR SERIE M

machining area X, Y

BARS TABLE

| M 600 | M 800 |
|--------------|--------------|
| 3050x1380 mm | |
| 3680x1380 mm | |
| 5020x1380 mm | |
| 6360x1380 mm | |
| 3680x1680 mm | 3680x1680 mm |
| 5020x1680 mm | 5020x1680 mm |
| 6360x1680 mm | 6360x1680 mm |
| 3680x1905 mm | 3680x1905 mm |
| 5020x1905 mm | 5020x1905 mm |
| 6360x1905 mm | 6360x1905 mm |




MULTI-FUNCTION TABLE

| M 600 | M 800 |
|--------------|--------------|
| 3050x1320 mm | |
| 3650x1320 mm | |
| 4970x1320 mm | |
| 6170x1320 mm | |
| 3650x1600 mm | 3650x1600 mm |
| 4970x1600 mm | 4970x1600 mm |
| 6170x1600 mm | 6170x1600 mm |
| 3650x1840 mm | 3650x1840 mm |
| 4970x1840 mm | 4970x1840 mm |
| 6170x1840 mm | 6170x1840 mm |
| 3650x2120 mm | 3650x2120 mm |
| 4970x2120 mm | 4970x2120 mm |
| 6170x2120 mm | 6170x2120 mm |

The technical data may change based on the chosen composition. For illustration purposes certain photos show the machines complete with accessories. The technical data may be subject to changes without notice, the changes do not influence the safety required by the EC standards.

SINCERT



 **scm**
 **minimax**
 **scm tecmatic**

 **scm**
 **routech**
 **celaschi**
 **dmc**
 **superfici**
 **sergiani**
 **gabbiani**
 **morbidei**
 **rem**
 **mahros**
 **stefani**
 **cpc**
 **sag**
 **scmgroup**
 **delmac**
 **scmfonderie**
 **steelmec**
 **hiteco**
 **es**
 **csr**

 **CMS**
wood technology

 **CMS**
advanced materials technology

 **Brembana**
stone technology

 **Brembana**
glass technology

 **CmsPlast**
plastic technology

 **Tecnocut**
waterjet technology

 **Balestrini**

| 1
large industrial
group
/

| 18
production
sites
/

| 30
specialist
brands
/

| 21
foreign branches
/

| more than 50
years
in business
/

| 70%
exports
/

| 350
agents
and dealers
/

| 365
registered patents
/

| 500
support
technicians
/

| 3.000
square metre
showroom
/

| 10.000
classic and
professional
machines made per
year
/

| 240.000
square metres
of production
space
/



www.scmgroup.com

passion **technology** performance

scm  **group**

scm  **group**

SCM GROUP SPA MORBIDELLI - via Casale 450 I 47826 Villa Verucchio, Rimini - Italy
tel. +39 0541 674111 - fax +39 0541 674235 - morbidelli@scmgroup.com - www.scmgroup.com



00L0071749F