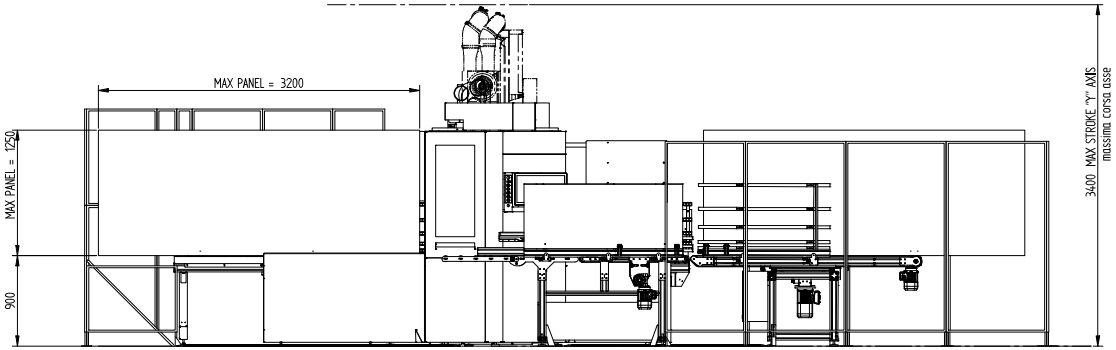

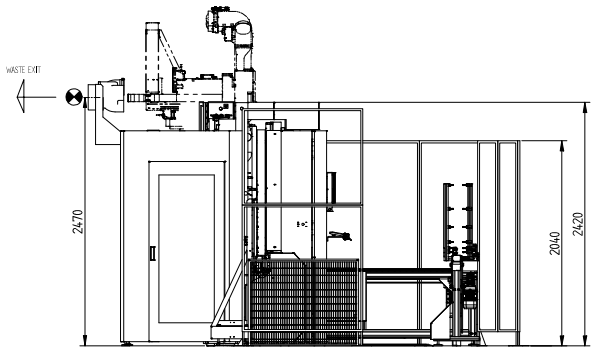

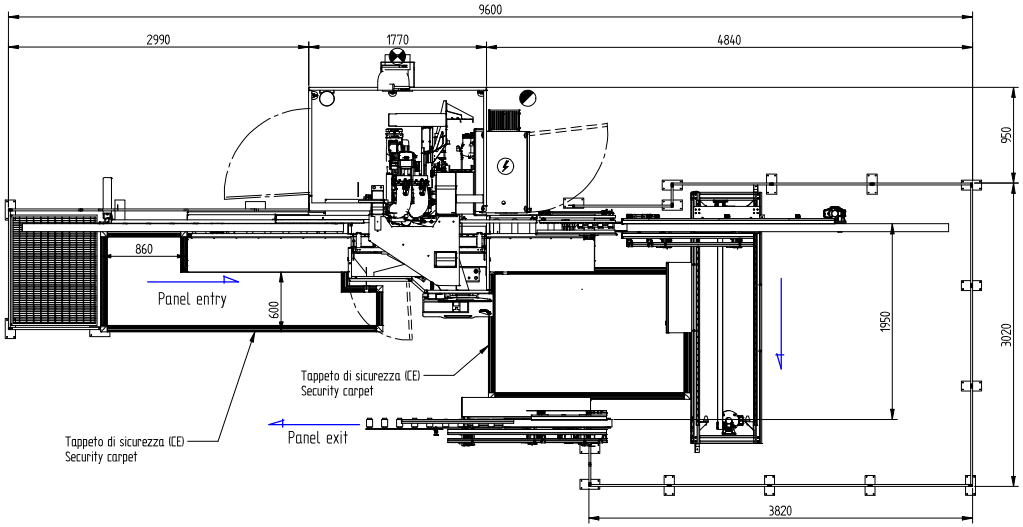

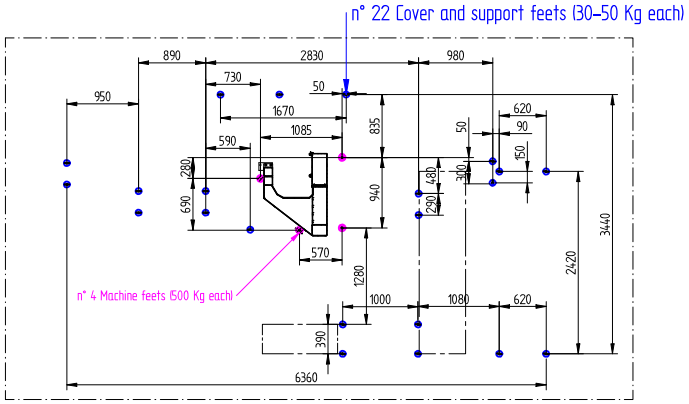

● Piede di appoggio
Supporting foot

1.	**Maximum planarity error**	< 25 mm
2.	**Maximum inclination in all directions**	< 0,4% < Maximum planarity error

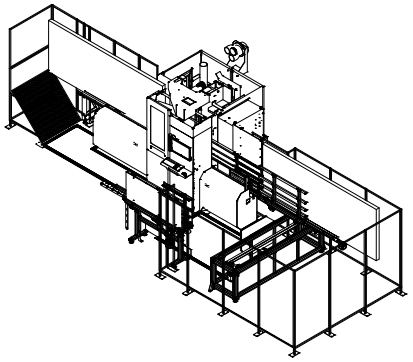

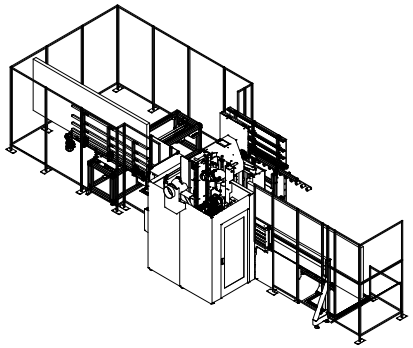

DATI TECNICI /technical data

	Allaccio aspirazione / Suction connection	Φ250	Velocità aria / Air speed	30 m/s	Consumo aspirazione Max / Max suction consuption	3820m³/h
	Allaccio aria compressa / Compressed air connection	G 3/4"	Pressione minima / Minimum pressure	6,5 bar	Consumo aria compressa / Compressed air consumption	500NL/min
	Allaccio elettrico / Electrical connection				Potenza elettrica installata / Installed electric power	21 kW
●	Piede di appoggio / Supporting foot		base, pannello max lungh. 3200 / standard panel length 3200	n.4	Carico max per ogni piede macchina / Maximum load for machine each foot	500 kg
			Peso macchina / Machine weigth	2500 kg	Carico max per ogni piede carter / Maximum load carter for each foot	30-50 kg

REV.	DESCRIZIONE REVISIONE / REVISION DESCRIPTION	N ◁	N° CR	DATA / DATE

	DISEGNATO / DRAWN BY	CONTROLLATO / CHECKED BY	APPROVATO / APPROVED BY
DATA / DATE			
FIRMA / SIGN			

PROPRIETÀ RICONOSCIUTA E TUTELATA AI SENSI DELLA LEGGE 633/41 E SUCCESSIVE MODIFICHE E INTEGRAZIONI

MATERIALE / MATERIAL: /
/
TRATTAMENTO TERMICO / HEAT TREATMENT:
RIVESTIMENTO SUPERFICIALE / SURFACE COATING:
TOLLERANZE / TOLERANCES:
RIFERIMENTO / DESCRIPTION: LAYOUT EKO 2.2 KIT HP E RITORNO PANNELLO ALL'OPERATORE
LAYOUT EKO 2.2 HP KIT AND PANEL RETURN TO THE OPERATOR

N° / INDICE / INDEX: /
SPREZZO DA / RAW BY:
COD. GREZZO / RAW CODE:

FerWood
DISEGNO / DRAWING: 008697 La
STATO / STATUS: Prototype
A1
SCALA / SCALE: 150
FOGLIO / SHEET: 1 / 1
UNITÀ / UNIT: mm

QUOTE SENZA INDICAZIONE DI TOLLERANZA DIMENSIONI / WITHOUT TOLERANCE INDICATIONS
LAVORAZIONI MECCANICHE / MACHININGS:
SALDOCARPENTERIE / WELDED STRUCTURES:
GETTI, ESTRUSI, STAMPATI / CASTINGS, EXTRUDED MOULDED:
CICLO DI VERNICIATURA / PAINTING CYCLE:

CODICE / CODE: K5530K0312
REV. / REV.: P0