Vektor

Foratrici inseritrici a CN

NC Boring and inserting machines



Vektor 25

Configurabilità e prestazioni
Versatility and performances



Particolare del gruppo a mandrini indipendenti per eseguire lavorazioni di foratura personalizzate.

Detail of the self-selecting drilling unit for the execution of customized boring processing.



Particolare attacco rapido dei mandrini. La sostituzione delle punte è facile e veloce.

Detail of the quick change spindle tool holders; boring bits are quick and simple to replace.



Gruppo traino con particolare del gruppo inserimento basetta.

Chain truck unit with detail of the hinge plate inserting unit.



Particolare del pannello con cerniera inserita.

Detail of the panel with inserted hinge.

Foratrice flessibile passante verticale a CN in grado di forare, inserire, fresare e pantografare sequenzialmente pannelli di differenti dimensioni senza alcun intervento di set up manuale. Può essere equipaggiata con gruppi a mandrini indipendenti, gruppo revolver a 10 posizioni e gruppi per l'inserimento di ferramenta. Gestione dinamica del pannello tramite traino brevettato.

NC vertical flexible through-feed boring machine able to sequentially drill, insert, mill and route panels with different dimensions without manual set up. It can be equipped with self-selecting drilling units or with 10-position-revolver unit and hardware inserting units. Panel dynamic managing through patented chain.



Vektor 30

Configurabilità e prestazioni
Versatility and performances

Foratrice flessibile passante verticale a CN in grado di forare, inserire, fresare, pantografare sequenzialmente pannelli di differenti dimensioni senza alcun intervento di set up manuale. E' dotata di due traverse porta aggregati che permettono configurazioni più complesse. Gestione dinamica del pannello tramite traino brevettato.

NC vertical flexible through-feed boring machine able to sequentially drill, insert, mill and route panels with different dimensions without manual set up. The machine is equipped with two tool-holding crossbars, which allow more complex equipments. Panel dynamic managing through patented chain.





Particolare dei gruppi di inserimento della ferramenta montati sulla traversa inferiore gestita da asse controllato.

Detailed view of the hardware inserting units installed on the lower tool-holding crossbar on controlled axes.



Retro macchina con gruppi inserimento di ferramenta montati su traversa inferiore e superiore.

Machine rear view with hardware inserting units installed on the lower and upper tool-holding crossbar.



Retro macchina con particolare del gruppo a mandrini indipendenti e del gruppo lama posizionati sulla traversa inferiore e del gruppo a mandrini indipendenti posizionato sulla traversa superiore.

Back of the machine with detailed view of the self-selecting drilling unit and of the sawing unit installed on the lower tool-holding crossbar and of the self-selecting drilling unit installed on the upper tool-holding crossbar.



Particolare del pannello con bassetta e reggiripiano inseriti.

Detailed view of the panel with inserted hinge plate and shelf-holder.

Vektor FC

Configurabilità e prestazioni
Versatility and performances

Foratrice flessibile passante verticale a CN in grado di forare, fresare, pantografare ed inserire ferramenta in pannelli di differenti dimensioni. E' dotata di un'unità contrapposta che consente di eseguire le lavorazioni sulle due facce principali del pannello in un unico passaggio. Gestione dinamica del pannello tramite traino brevettato.

NC vertical flexible through-feed boring machine able to drill, mill, route and insert hardware in panels with different dimensions. It is provided with an opposite unit, which allows to execute processing on the two main faces of the panel in one step.



Particolare della lettura del pannello in entrata macchina.

Detail of barcode reading on the panel during machine entry.



Lato contrapposto della macchina attrezzato con gruppo lama e gruppo a mandrini indipendenti.

Opposite side of the machine equipped with sawing unit and self-selecting drilling unit.



Vista posteriore della colonna attrezzata con due gruppi a mandrini indipendenti.

Back view of the column equipped with two self-selecting drilling units.



Vista frontale della colonna attrezzata con gruppo a mandrini indipendenti e gruppo revolver a 10 posizioni.

Front view of the column equipped with self-selecting drilling unit and 10-position-revolver unit.



Vektor TC

Configurabilità e prestazioni
Versatility and performances



Centro di lavoro completo per la lavorazione just-in-time di mobili montati o in kit. La particolarità di questo impianto, è quella di concentrare in uno spazio ridotto tre stazioni di lavoro che consentono la gestione di tutti i componenti del mobile, parti orizzontali con foratura ed inserimento di colla spina, o pipette, fianchi, ante e frontali casetti con esecuzione di foratura, pantografatura ed inserimento di tutti i tipi di ferramenta.

Complete machining centre for in-real-time production of assembled or kit furnitures.The main feature of this installation is to concentrate in a reduced space three processing cells, which allow the managing of all the furniture components, horizontal pieces with boring and glue & dowel or shelf-support insertion, sides, doors and drawer fronts with execution of boring, routing and hardware insertion.







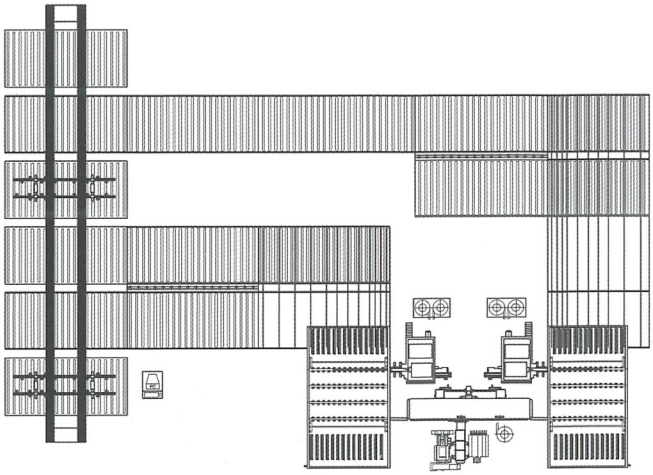

Isola di lavoro con carico e scarico automatico dei pannelli.

Processing cell for automatic panels loading and unloading.



Particolare vista laterale della macchina con gruppi di foratura ed inserimento colla e spine.

Detail – Side view of the machine with boring and glue & dowel inserting units.

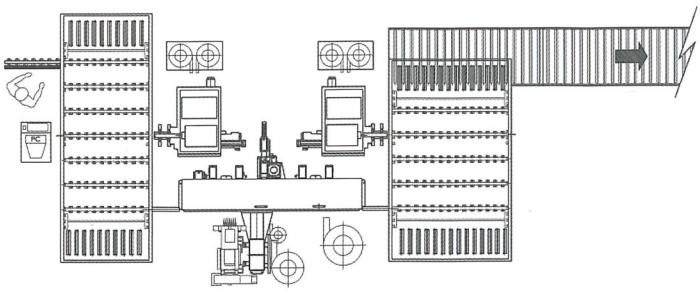

Isola di lavoro per alimentazione just-in-time mobili montati o in kit.

Processing cell for in-real-time feeding of assembled or kit furniture.

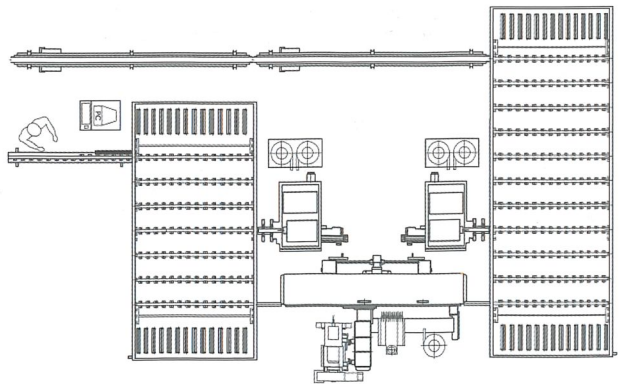

Isola di lavoro completa con ritorno del pannello all'operatore.

Complete processing cell with panel unloading directly to the operator.

Vektor K

Configurabilità e prestazioni
Versatility and performances





Particolare vista macchina laterale con doppio revolver per lavorazioni simultanee sulla faccia sinistra della porta.

Detailed side machine view with double revolver unit for simultaneous processing on the left face of the door.

Fresatrice e foratrice flessibile passante verticale a CN in grado di lavorare contemporaneamente le due facce principali del pannello ed eseguire la foratura inferiore e superiore per l'inserimento di cerniere e serrature. Ideale per la lavorazione di porte per interni ed esterni. Disponibile anche nella versione DT con doppio traino che consente l'esecuzione delle lavorazioni sulle sei facce del pannello.

NC vertical flexible through-feed boring and milling machine able to simultaneously process the two main faces of the panel and to execute lower and upper boring for hinges and locks insertion. Ideal for interior and exterior doors processing. The Vektor DT version allows the processing of the panel 6 faces in one passage.



Particolare della lavorazione di foratura e fresatura per l'alloggiamento della serratura e della maniglia.

Detail of the boring and routing processing for lock and handle slot.



Particolare della lavorazione su porta in MDF.

Detail of processing on MDF door.



Particolare della lavorazione di foratura e fresatura per l'alloggiamento della serratura.

Detail of the boring and routing processing for lock slot.



Particolare della lavorazione su porta in legno massello.

Detail of processing on solid wood door.

Vektor

Testine
Heads



Revolver 10 posizioni.

10 - position - revolver unit.



Testa singola.

Single head.



Testa 3x32 mm orizzontale.

3x32 mm horizontal head.



Testa 3x32 mm verticale.

3x32 mm vertical head.



Testa 5x32 mm orizzontale.

5x32 mm horizontal head.



Testa 5x32 verticale.

53x32 mm vertical head.

Si eseguono testine speciali su richiesta
We design special heads on demand



Testa – coda.

Head-tail boring head.



Testa – coda a fresare.

Head-tail routing head.



Testa bordo superiore.

Upper edge boring head.



Testa dx a pantografare.

Routing head.



Testa sx a pantografare.

Routing head.



Testa con fresa disco.

Sawing head.



Testa per foro piedino regolabile.

Adjustable foot boring head.



Testa per foro attacco piedino.

Coupling foot boring head.



Testa per cerniere 48x6.

Head for hinges.



Testa per foro mensole.

Shelves boring head.

Vektor

Mandrini indipendenti
Self-selecting drilling unit

Mandrini indipendenti 7+17x32 mm superiore.

Upper self-selecting drilling unit 7+17x32 mm.

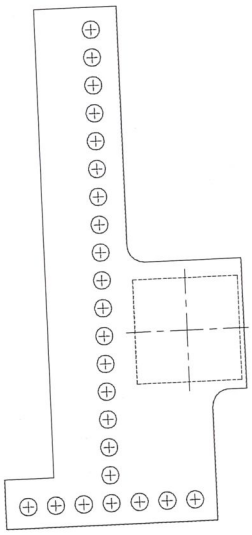

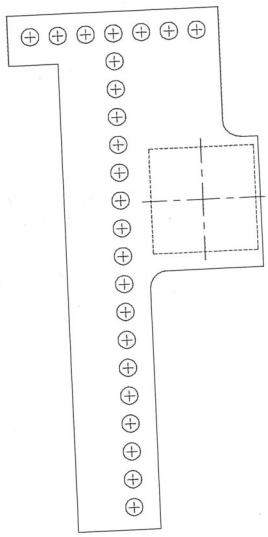

Mandrini indipendenti 7+17x32 mm inferiore.

Lower self-selecting drilling unit 7+17x32 mm.

Mandrini indipendenti 7x32 mm orizzontale superiore.

Horizontal upper self-selecting drilling unit 7x32 mm.

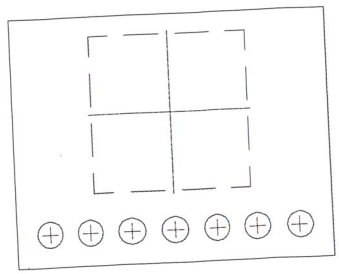

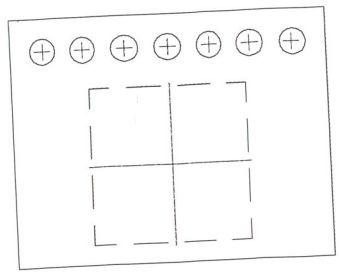

Mandrini indipendenti 7x32 mm orizzontale inferiore.

Horizontal lower self-selecting drilling unit 7x32 mm.



Gruppo mandrini indipendenti.

Self-selecting drilling unit.

Mandrini indipendenti
10+10 + 10+3tc mm superiore.

Upper self-selecting drilling unit 10+10 + 10+3tc .

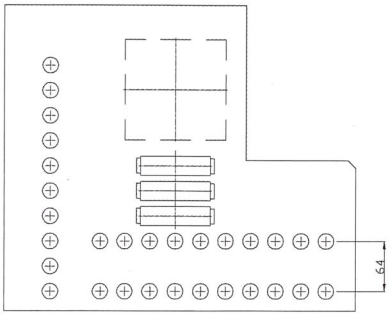

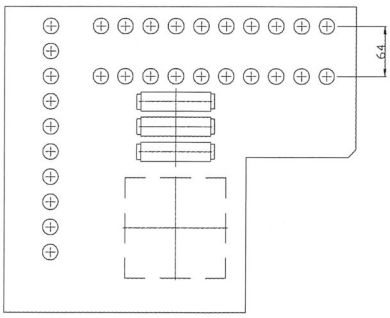

Mandrini indipendenti
10+10 + 10+3tc mm inferiore.

Lower self-selecting drilling unit 10+10 + 10+3tc

Mandrini indipendenti
10+10 + 10x32 mm superiore.

Upper self-selecting drilling unit 10+10 + 10x32 mm.

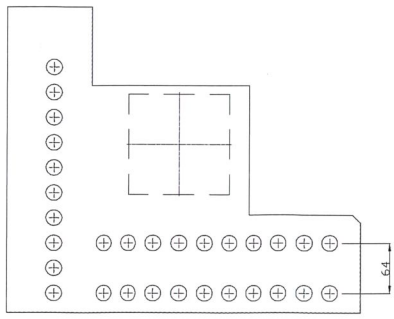

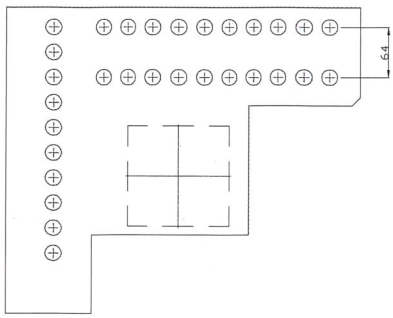

Mandrini indipendenti
10+10 + 10x32 mm inferiore.

Lower self-selecting drilling unit 10+10 + 10x32 mm .

Mandrini indipendenti
10+10 x 32+3tc mm superiore.

Upper self-selecting drilling unit 10+10 x 32+3tc .

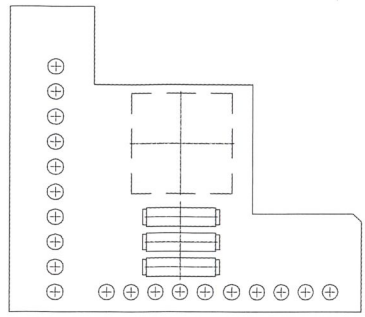

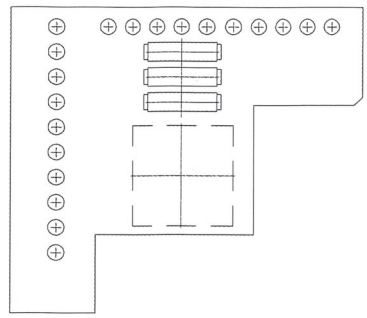

Mandrini indipendenti
10+10 x 32+3tc mm inferiore.

Lower self-selecting drilling unit 10+10 x 32+3tc.

Mandrini indipendenti 21x32 mm orizzontale superiore.

Horizontal upper self-selecting drilling unit 21x32 mm.

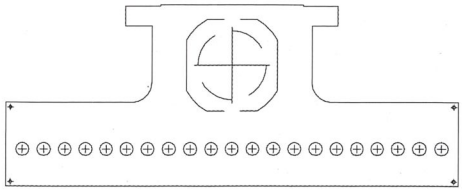

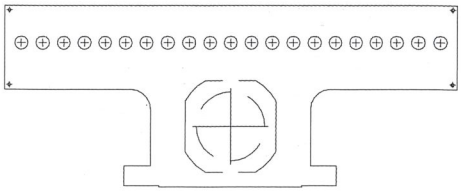

Mandrini indipendenti 21x32 mm orizzontale inferiore.

Horizontal lower self-selecting drilling unit 21x32 mm.

Mandrini indipendenti
10+10 x 32 mm superiore.

Upper self-selecting drilling unit 10+10 x 32.

Mandrini indipendenti
10+10 x 32 mm inferiore.

Lower self-selecting drilling unit 10+10 x 32.

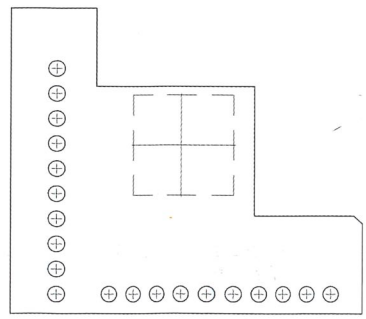

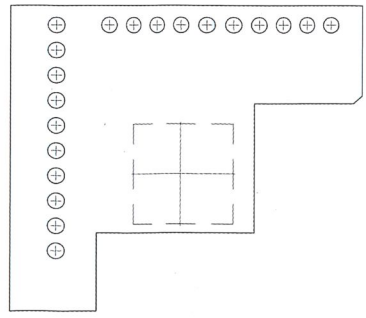

Vektor

Gruppi inserimento ferramenta
Hardware inserting units





Gruppo inserimento cerniere con vibratore.

Hinge inserting unit with vibrator.





Gruppo inserimento puffer su revolver.

Buffer inserting unit on revolver.





Gruppo inserimento basetta a pressione.

Pressure base for hinge inserting unit.





Gruppo inserimento attaccaglia.

Suspension inserting unit.





Gruppo inserimento cerniere 8 posizioni.

8 – position-hinge inserting unit.





Gruppo inserimento attacco frontale cassetto Blum.

Blum drawer front coupling inserting unit.





Gruppo 8 posizioni per inserimento basetta a pressione.

8 - position-base for hinge inserting unit.





Gruppo inserimento bussole avvitate.

Screwed bush inserting unit.





Gruppo inserimento perno reggiripiano.

Shelf-holder pin inserting unit.





Gruppo inserimento basetta avvitata con vibratore.

Base for screwed hinge inserting unit with vibrator.





Gruppo inserimento bussole a pressione.

Pressure bush inserting unit.





Gruppo inserimento reggiripiano avvitato.

Screwed shelf-holder inserting unit.





Gruppo inserimento reggiripiano a pressione.

Pressure shelf-holder inserting unit.





Gruppo inserimento perno in plastica.

Plastic pin inserting unit.





Gruppo inserimento inserto in plastica.

Plastic part inserting unit.





Gruppo inserimento giunto in plastica.

Plastic joint inserting unit.

Bre.Ma.

Soluzioni personalizzate
Customized solutions



Macchina Vektor completa di carico e scarico pannello tramite robot.

Vektor machine complete with panel loading and unloading through robot.



Particolare dei gruppi mobili per la foratura e l'inserimento di ferramenta. Tale sistema permette di ottenere un'elevata produttività con lavorazioni a maschere.

Detail of the mobile groups for boring and hardware insertion. This system allows obtaining an high productivity with template processing.



Particolare di una configurazione Vektor dedicata alla produzione di pannelli fonoassorbenti.

Detail of a Vektor equipment leased to the sound absorbent panels production.

Particolare del caricatore per macchina mod. Vektor adatta alla produzione di montanti per finestre e porte.

Detail of the loading device for machine Mod. Vektor suited for windows and door uprights.





Linea completa di foratura ed inserimento con caricatore a 24 posizioni.

Complete boring and inserting line with 24-position-loading device.

Bre.Ma.

Soluzioni personalizzate
Customized solutions



Gruppo inserimento colla e spina.

Glue and dowel inserting unit.





Gruppo inserimento pipette.

Expansion shelf-support inserting unit.

Macchina mod. Idrak per la foratura e l'inserimento di colla e spina sulla testa e la coda del pannello. Questa macchina è messa in linea con il modello Vektor.

Machine Mod. Idrak for boring and glue & dowel insertion on panel head and tail. This machine is in line with the Vektor model.



Alimentatore di guide prelevate da vassoi disposti su pallet completo di ricomposizione vassoi vuoti.

Feeder for slides collected from trays arranged on pallet complete with empty trays reassembly.



Particolare macchina MIG per l'inserimento delle guide.

Detail - MIG machine for slides insertion.



Particolare macchina mod. GDM per l'inserimento della colla nei fori e lungo la fresata dello schienale.

Detail - machine Mod. GDM for glue insertion in holes and along the milling for the back.

Just-in-time

Linea completa per la produzione just-in-time
Complete line for in-real-time production

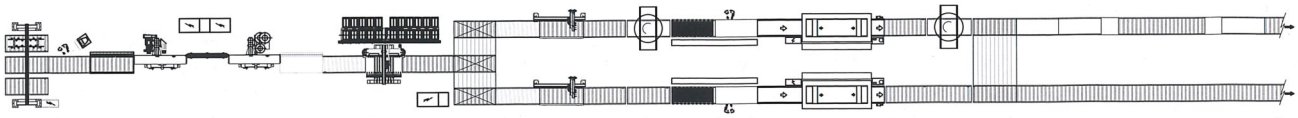

Linea per la foratura e l'inserimento di ferramenta completa di strettoi per la produzione just-in-time di mobili montati.

Boring and hardware inserting line complete with carcass clamp for in real time production of assembled furniture.

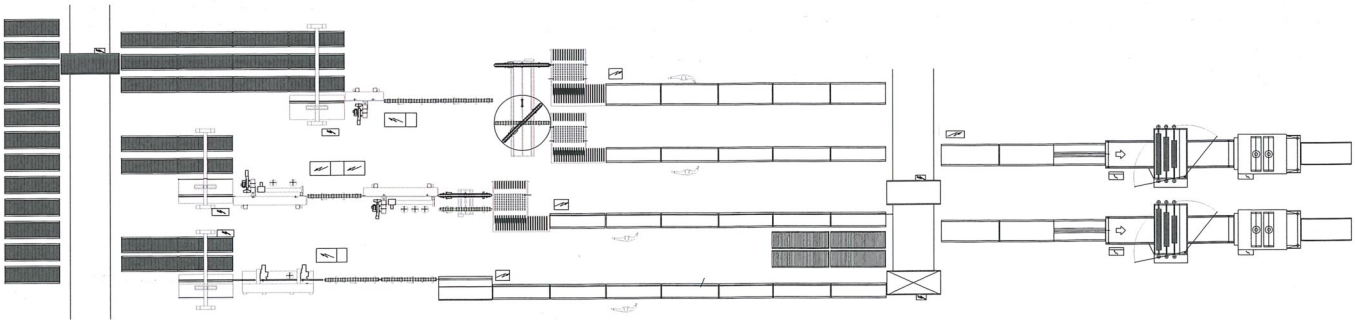

Soluzione completa per la produzione di ante, fianchi e ripiani per la produzione just-in-time di mobili smontati.

Complete solution for the processing of doors, sides and shelves for in real time production of disassembled furniture.

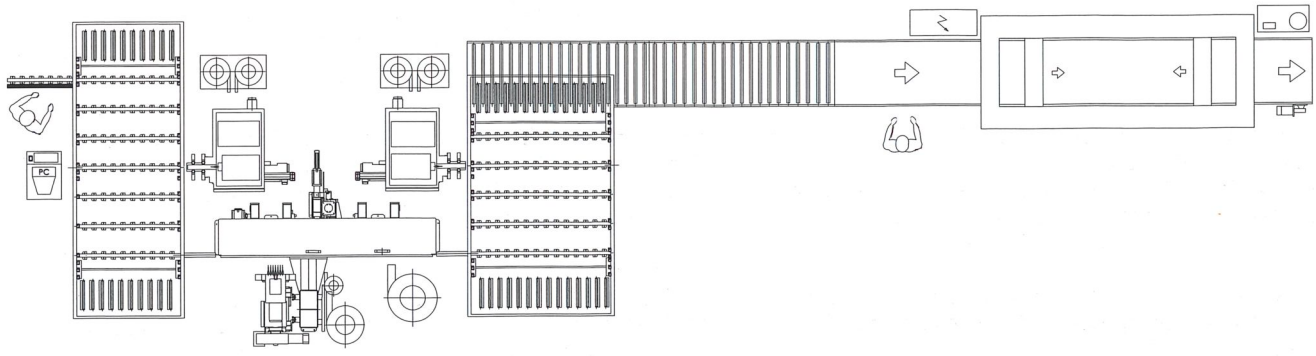

Isola di lavoro completa di strettoio per alimentazione just-in-time di mobili montati o in kit.

Processing cell complete with carcass clamp for assembled or kit furniture in-real-time feeding.

Bre.Ma.

Software
Software

Software di controllo macchine Bre.Ma.
Le macchine Bre.Ma. sono dotate di un controllo numerico la cui gestione software è molto versatile e orientata alla grafica. Attraverso il software, si controlla totalmente l'impianto e nel caso delle "linee flessibili", si ha la possibilità di gestire e programmare tutte le macchine da un unico punto di comando. Dispone di tool informatici in grado di interfacciare qualsiasi tipo di sistema gestionale, di sistema "cad-cam" e di lettore codici a barre. Implementa funzionalità quali la programmazione parametrica e l'impiego dei sottoprogrammi e dei condizionamenti logici, strumenti indispensabili per la modellazione di tutte le tipologie di lavorazioni, compresi i cosiddetti "fuori misura". Possiede infine un potente ottimizzatore matematico in grado di determinare in tempo reale, per ogni programma di lavorazione, la migliore sequenza di operazioni da eseguire; tutto questo a vantaggio dell'aumento della produttività degli impianti e della loro affidabilità nel tempo.

Bre.Ma. machines control software
Bre.Ma. machines are equipped with a numerical control with a versatile and graphically oriented software management. Through the software, it is possible to completely control the installation and in case of "flexible lines", it is possible to manage and program all the machines from only one checkpoint. It disposes of data processing tools able to interface any kind of managing system, "cad-cam" system and barcode reading. It implements functions as parametrical programming, subprograms and logic conditioning, which are essential for all kind of processing software modeling, included the so-called "special measures". It has a powerful mathematic optimizing system able to determine in real time, for any kind of processing program, the best operation sequence to be executed. All this for the advantage of the installation productivity increase and of their reliability in the future.

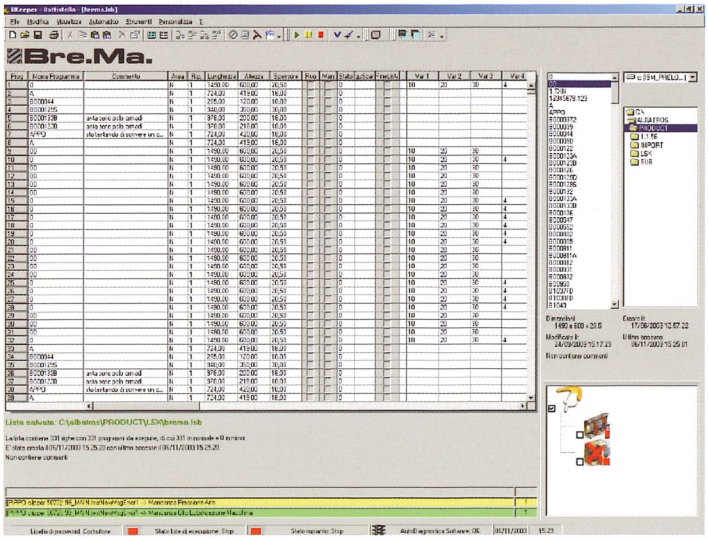



Nella parte centrale viene visualizzata la lista con andamento dinamico. Nella lista sono riassunti i dati relativi ai pannelli da eseguire. Nella parte destra dello schermo si trovano l'elenco delle cartelle che, selezionate, danno la possibilità di visualizzare i nomi programmi o i nomi lista (a seconda della cartella selezionata).
Selezionando un pannello, anche senza portarlo in lista, si visualizzano le informazioni generali riferite allo stesso (nome – commento – descrizione).

In the central part is visualized the list with dynamic trend. In the list are summarized the data related to the panels to execute. In the right part of the screen is located the list of folders, which, once selected, give the possibility to visualize the program names or the list names (it depends on the selected folder). By selecting a panel, even without moving it in the list, its general information are visualized (name, comment, dimensions).

Teleservice e videodiagnosi: soluzioni in tempo reale
Tutte le macchine Bre.Ma. sono dotate di sistema per tele-assistenza che permette un supporto immediato per la risoluzione di eventuali problemi.

Teleservice and videodiagnosis: real time solution
All Bre.Ma. machines are equipped with a system for tele-assistance, which allows an immediate support for the solution of incidental problems.

Vektor

Dati tecnici
Technical specifications

Dimensioni pannelli lavorabili ***Workable panel dimensions***	**N**	**Vektor 15**	**Vektor 25**	**Vektor 30**	**Vektor FC**	**Vektor K**	**Vektor KDT**
Lunghezza minima *Minimun lenght*	mm	260	260	260	260	260	1000
Lungheza massima *Maximun lenght*	mm	infinito unlimited	infinito unlimited	infinito unlimited	infinito unlimited	infinito unlimited	infinito unlimited
Altezza minima *Minimum height*	mm	40	40	40	40	40	40
Altezza massima *Maximum height*	mm	1300	1300/1700	1300/1700	1300	1300/1500	1300/1500
Spessore minimo *Minimum tickness*	mm	8	8	8	8	16	16
Spessore massimo *Maximum tickness*	mm	80 (100*)	80 (100*)	80 (100*)	80	60	60
Traino brevettato Bre.Ma. ***Bre.Ma. patented chain truck***							
Lunghezza *Lenght*	mm	2500	2500	3000	2500	3000	1500+1500
Altezza piano di lavoro *Working height*	mm	850	850	850	850	850	850
Velocità max *Maximum speed*	mt/min	108	108	108	108	108	108
Nr. massimo gruppi installabili ***Max. possible No. of the units***	N	2	5	8	6	2+2	2+2
Gruppi revolver *Revolver units*	N	1 o 2 1 or 2	1 o 2 1 or 2	1 o 2 1 or 2	1 o 2 1 or 2	da 1 a 4 from 1 to 4	da 1 a 4 from 1 to 4
Gruppi CU *Tool change units*	N	-	-	-	-	1 o 2 1 or 2	1 o 2 1 or 2
Gruppi a MI *Self-selecting drilling units*	N	da 1 o 2 from 1 to 2	da 1 a 4 from 1 to 4	da 1 a 4 from 1 to 4	da 1 a 4 from 1 to 4	-	-
Unità di lavoro ad inserire ***Inserting units***							
Nr. massimo gruppi installabili *Max. possible No. of the units*		1	3	6	3	-	-
Velocità asse Y gruppi di lavoro *Processing units Y axis speed*	mt/min	60	60	60	60	60	60
Velocità asse Z gruppi di lavoro *Processing units Z axis speed*	mt/min	30	30	30	30	30	30
Pesi e consumi ***Weights and consumptions***							
Potenza elettrica installata *Installed electric power*	kw	20	25	30	30	30	30
Pressione aria compressa *Compressed air pression*	bar	8	8	8	8	8	8
Consumo aria compressa *Compressed air consumption*	nl/ora nl/hour	2500	4000	4000	4000	4000	4000
Attacco aria compressa *Compressed air coupling*	Gas	1/2"	1/2"	1/2"	1/2"	1/2"	1/2"
Diametro bocchette aspirazione *Dust extraction inlet tube diameter*		90-120-140	90-120-140	90-120-140	90-120-140	90-120-140	90-120-140
Velocità aria aspirazione *Suction air speed*	mt/s	35	35	35	35	35	35
Dimensione H1300 *Dimension H1300*		3100-2300 *-2850*	3100-2300 *-2850*	3600-2300 *-2850*	3100-2400 *-2850*	3600-2650 *-2900*	4300-2650 *-2900*
Dimensione H1700 (H1500 per K e KDT) *Dimension H1700 (H1500 for K and KDT)*			3100-2300 *-3250*	3600-2300 *-3250*	3100-2400 *-3250*	3600-2650 *-3100*	4300-2650 *-3100*
Imballo per spedizione via mare *Sea-worthy packaging*		Box in legno con protezione in alluminio Wooden box with shrink wrapping foil					
Peso *Weight*	kg	4500	6000/6500	7500/8000	6500/7000	9000/9800	9000/9800

(* a richiesta) / (* upon request)

Bre.Ma.

Bre.Ma. nel mondo
Bre.Ma. in the world



Bre.Ma. Brenna Macchine Srl è impegnata dal 1976 nella progettazione e nella realizzazione di centri di lavoro a controllo numerico per la lavorazione del legno.
Fin dall'inizio della sua attività, Bre.Ma. ha sviluppato la tecnologia della foratura, della fresatura e dell'inserimento di ferramenta con gestione in verticale del pannello. Ancora oggi questo sistema di lavorazione costituisce una caratteristica peculiare del prodotto, offrendo grandi vantaggi sia in termini di flessibilità che di produttività.

Bre.Ma. Brenna Macchine Srl has been dedicated since 1976 to designing and manufacturing numerical controlled woodworking centres.
From the very beginning of its production, Bre.Ma. developed boring, milling and hardware inserting technology with vertical management of the panel. This working system still is a product characteristic quality, by offering great advantages both in flexibility and in productivity.



La storia di Bre.Ma. la confermano le oltre mille installazioni presenti nelle migliori aziende del mondo. Un successo che ha permesso di dare vita a un indotto di oltre cento persone incentrate su un unico obiettivo: produrre macchine ed impianti ad alta tecnologia.
L'obiettivo è quello di offrire soluzioni mirate ed intelligenti, mantenendo il giusto equilibrio tra costi, spazi, lavoro e tempo. La possibilità di accrescere costantemente il servizio e la tecnologia hanno portano l'azienda a sviluppare al suo interno progetti con un alto contenuto tecnologico.
Da agosto 2006, Bre.Ma. è entrata a far parte del Gruppo Biesse. Questa operazione di sinergia ha l'obiettivo di posizionare il prodotto Bre.Ma. come top di gamma nelle soluzioni personalizzate per la lavorazione del pannello. La capillare rete distributiva Biesse consentirà ai clienti di tutto il mondo di entrare in contatto diretto con le innovative soluzioni tecniche orientate a risolvere le problematiche per la lavorazione del legno.

Bre.Ma. history is confirmed by more than thousand working centres present in the most important companies in the world. A success that makes more than hundred people working with the same object: to produce high technology machines and installations. The target is to offer aimed and smart solutions, by maintaining the right balance between expenses, spaces, work and time. The possibility to constantly increase the service and the technology lead our company to develop in-house projects with an high technology content.
Starting from August 2006, Bre.Ma. has joined the Biesse Group. This synergy operation has the aim to position Bre.Ma. product as range top between the customised solutions for panel processing. The widespread distribution of Biesse allows customers all over the world to directly get in touch with the innovative technical solutions oriented to solve all panel processing problems.



Bre.Ma. in the World

BIESSE BRIANZA
Seregno (Milano)
Tel. +39 0362 27531_Fax +39 0362 221599
biessebrianza@biesse.it - www.biesse.com

BIESSE TRIVENETO
Codogné (Treviso)
Tel. +39 0438 793711_Fax +39 0438 795722
ufficio.commerciale@biessetriveneto.it - www.biesse.com

BIESSE DEUTSCHLAND GMBH
Elchingen
Tel. +49 (0)7308 96060_Fax +49 (0)7308 960666
info@biesse.de
Loehne
Tel. +49 (0)5731 744870_Fax +49 (0)5731 744 8711

BIESSE GROUPE FRANCE S.A.R.L.
Chaponnay, Lyon
Tel. +33 (0)478 967329_Fax +33 (0)478 967330
commercial@biessefrance.fr - www.biessefrance.fr

BIESSE IBERICA WOODWORKING MACHINERY SL
Hospitalet, Barcelona
Tel. +34 (0)93 2631000_Fax +34 (0)93 2633802
biesse@biesse.es - www.biesse.es

BIESSE GROUP UK LTD.
Daventry, Northants
Tel. +44 1327 300366_Fax +44 1327 705150
info@biesse.co.uk - www.biesse.co.uk

BIESSE SCANDINAVIA
Representative Office of Biesse S.p.A.
Jönköping, Sweden
Tel. +46 (0)36 150380_Fax +46 (0)36 150380
biesse.scandinavia@telia.com
Service:
Tel. +46 (0) 471 25170_Fax +46 (0) 471 25107
biesse.scandinavia@ionstenberg.se

BIESSE AMERICA INC.
Charlotte, North Carolina
Tel. +1 704 357 3131_Fax +1 704 357 3130
sales@biesseamerica.com
www.biesseamerica.com

BIESSE CANADA INC.
Terrebonne, Québec
Tel. +1 450 477 0484_Fax +1 450 477 0284
sales@biessecanada.com
Mississauga, Ontario
Tel. +1 905 795 0220_Fax +1 905 564 4939
Surrey,British-Columbia
Tel.+1 604 588 1754_Fax +1 604 588 1745

BIESSE ASIA PTE. LTD.
Singapore
Tel. +65 6368 2632_Fax +65 6368 1969
mail@biesse-asia.com.sg

BIESSE INDONESIA
Representative office of Biesse Asia Pte. Ltd
Jakarta
Tel. +62 21 52903911_Fax +62 21 52903913
biesse@indo.net.id

BIESSE MALAYSIA
Representative office of Biesse Asia Pte. Ltd
Selangor
Tel./Fax +60 3 7955 4960
biessekl@tm.net.my

BIESSE INDIA
Branch office of Biesse Asia Pte. Ltd
Bangalore
Tel. +91 80 23544332_Fax +91 80 23544334
mail@biesseindia.co,in

BIESSE CHINA
Representative Office of Biesse S.p.A.
Shanghai
Tel. +86 21 63539118_Fax +86 21 63539300
mail@biesse-china.com

BIESSE RUSSIA
Representative Office of Biesse S.p.A.
Moscow
Tel. +7 095 9565661_Fax +7 095 9565662
sales@biesse.ru - www.biesse.ru

BIESSE UKRAINE
Representative Office of Biesse S.p.A.
Kiev
Tel. +38 (0)44 5016370_Fax +38 (0)44 5016371

BIESSE GROUP AUSTRALIA PTY LTD
Sydney, New South Wales
Tel. +61 (0)2 9609 5355_Fax +61 (0)2 9609 4291
nsw@biesseaustralia.com.au - www.biesseaustralia.com.au
Melbourne, Victoria
Tel. +61 (0)3 9314 8411_Fax +61 (0)3 9314 8511
vic@biesseaustralia.com.au
Brisbane, Queensland
Tel. +61 (0)7 3390 5922_Fax + 61 (0)7 3390 8645
qld@biesseaustralia.com.au
Adelaide, South Australia
Tel. +61 (0)8 8297 3622_Fax +61 (0)8 8297 3122
sa@biesseaustralia.com.au
Perth, Western Australia
Tel. +61 (0)8 9248 5677_Fax +61 (0)8 9248 5199
wa@biesseaustralia.com.au

BIESSE GROUP NEW ZEALAND PTY LTD
Auckland
Tel. +64 (0)9 820 0534_Fax +64 (0)9 820 0968
sales@biessenewzealand.co.nz

www.brema.it

Dati tecnici ed illustrazioni non sono impegnativi. Alcune foto possono riprodurre macchine complete di opzionali. Bre.Ma. Srl si riserva il diritto di apportare eventuali modifiche senza preavviso.

The proposed images and technical data are only indicative. The illustrated machines may be equipped with optional devices. Bre.Ma. Srl reserves the right to carry out modifications to its products and documentation without prior notice.

catalogo Vektor I-E MBR01007 Conerografica Apr. 07

Bre.Ma. Brenna Macchine Srl
Via Manzoni 22040 Alzate Brianza (CO) Italy
Tel. +39.031.630773 Fax +39.031.632298
brema@brema.it

Bre.Ma.