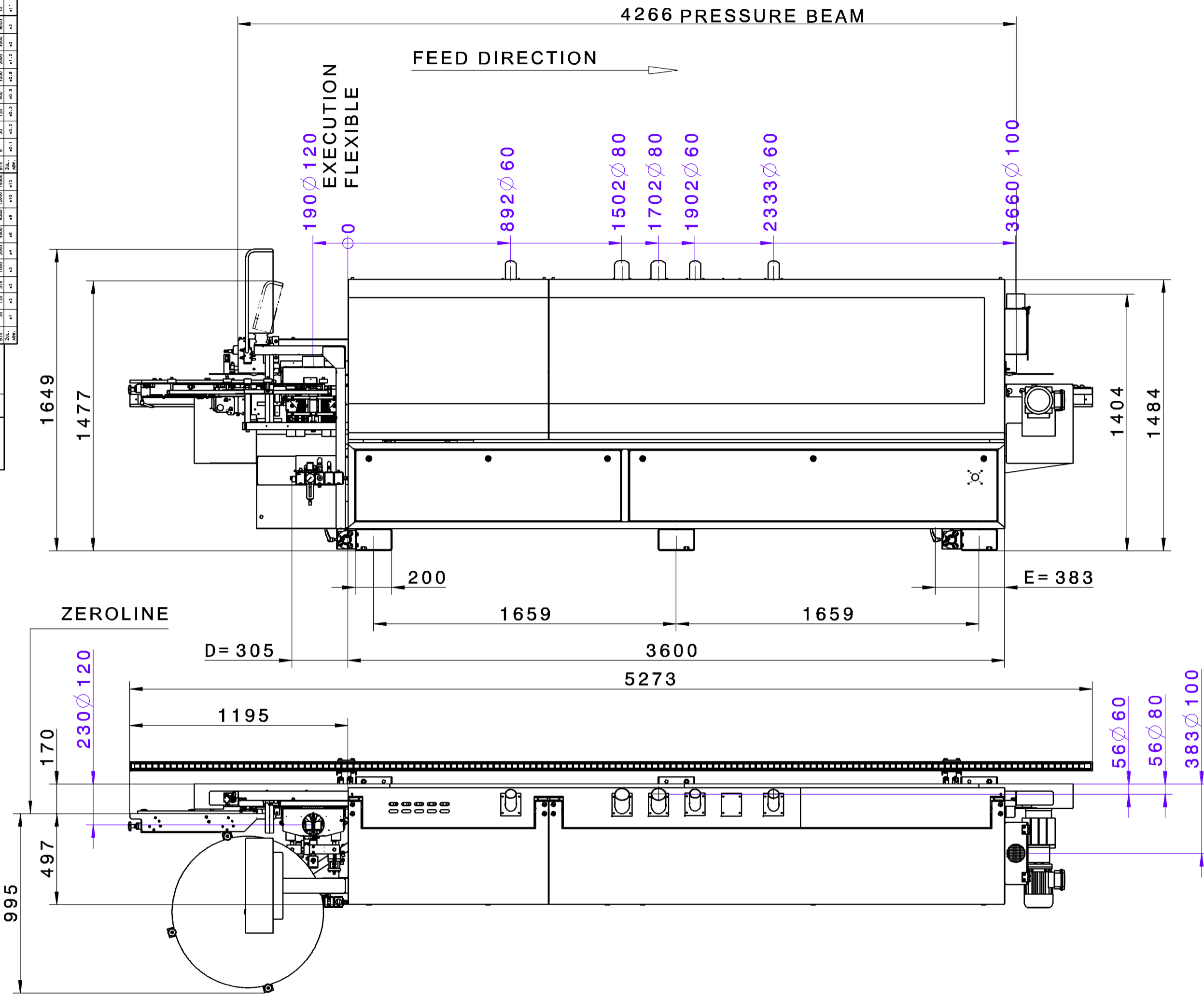
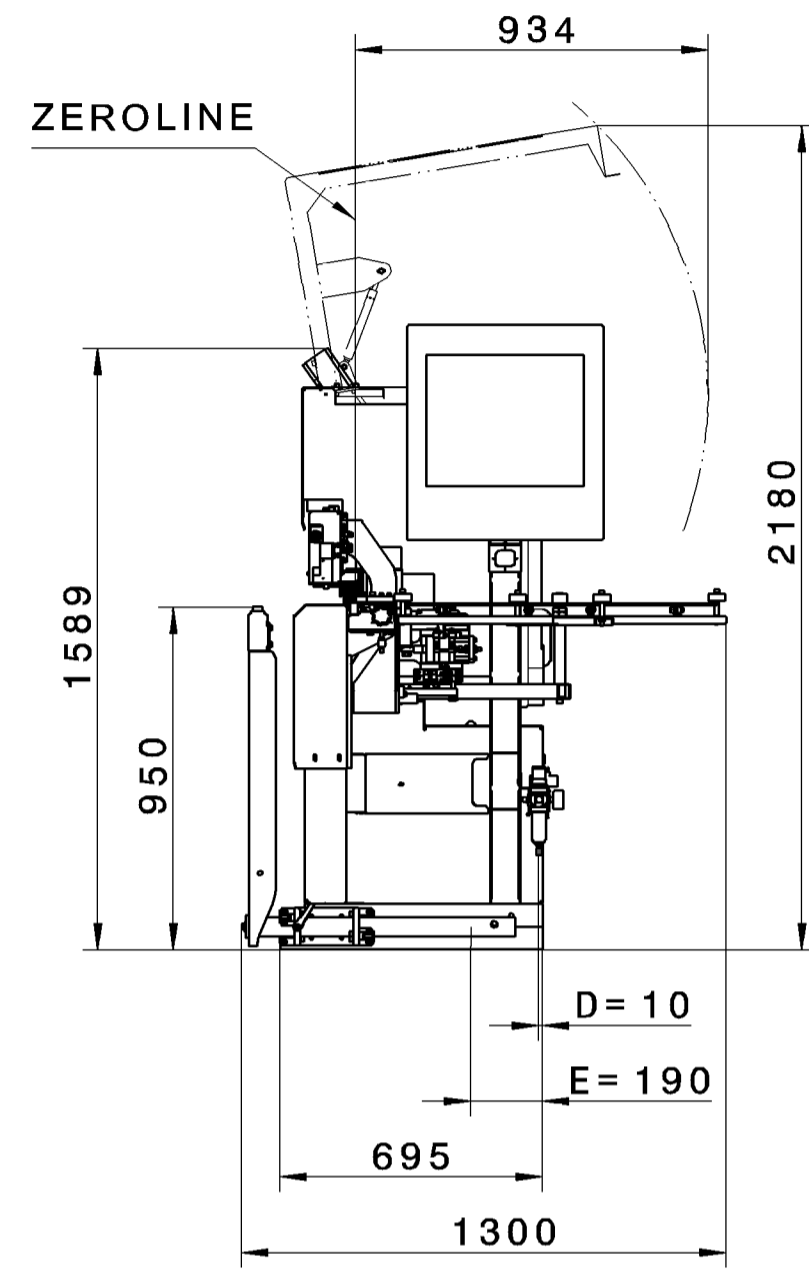


1	2	3	4	5	6	7	8	9	10	11	12	13	14	15	16	17	18	19	20	21	22	23	24	25	26	27	28	29	30	31	32	33	34	35	36	37	38	39	40	41	42	43	44	45	46	47	48	49	50	51	52	53	54	55	56	57	58	59	60	61	62	63	64	65	66	67	68	69	70	71	72	73	74	75	76	77	78	79	80	81	82	83	84	85	86	87	88	89	90	91	92	93	94	95	96	97	98	99	100
---	---	---	---	---	---	---	---	---	----	----	----	----	----	----	----	----	----	----	----	----	----	----	----	----	----	----	----	----	----	----	----	----	----	----	----	----	----	----	----	----	----	----	----	----	----	----	----	----	----	----	----	----	----	----	----	----	----	----	----	----	----	----	----	----	----	----	----	----	----	----	----	----	----	----	----	----	----	----	----	----	----	----	----	----	----	----	----	----	----	----	----	----	----	----	----	----	----	----	-----



LIST OF RECOMMENDED GLUE TYPES:

FUSE	QUERSCHNITTS- FLAECHE . . MM/2					
	16 A	20 A	25 A	35 A	50 A	63 A
LINE LENGTH						
- 10 M	2.5 MM2	2.5 MM2	4.0 MM2	6.0 MM2	10.0 MM2	16.0 MM2
10 - 20 M	2.5 MM2	4.0 MM2	4.0 MM2	6.0 MM2	10.0 MM2	16.0 MM2
20 - 30 M	2.5 MM2	4.0 MM2	6.0 MM2	10.0 MM2	16.0 MM2	16.0 MM2



E= ELECTRIC SUPPLY
 OPERATING VOLTAGE
 400V - 3PH - 50HZ
TOTAL CONNECTED LOAD
 16.5 KW
NOMINAL CURRENT
 24 A
WEIGHT
 1850KG

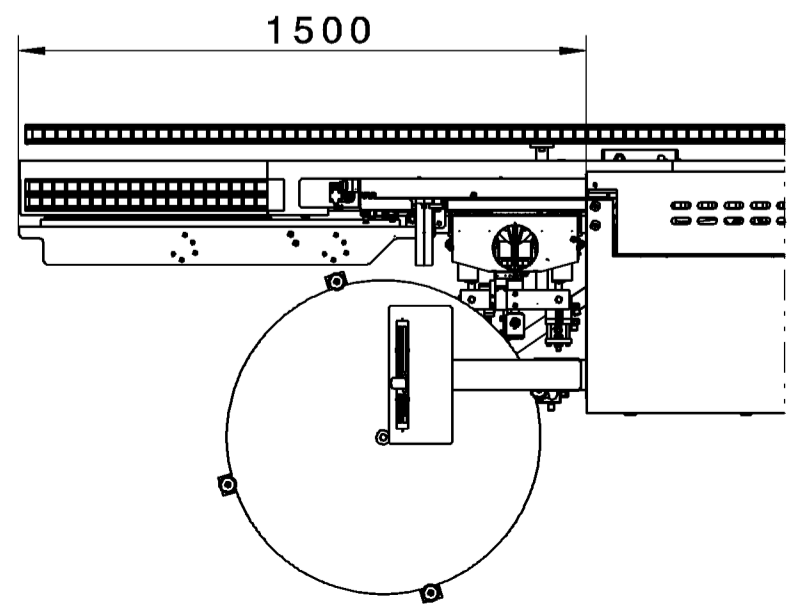
D= COMPRESSED AIR CONECTION
 6BAR / ø1/2"
TOTAL DUST EXTRACTION CAPACITY
 3805 M3/H

AIR VELOCITY
 28M/SEC

LOSS OF PRESSURE * *
 CA. 2000PA

AIR CONSUMPTION
 350 NL/MIN

MACHINE NUMBER: 0-261-02-4681



OPTION
 +300
 EXTENSION
 INFEEED

<p>BRILLIANT SOLUTIONS FOR WOOD</p>	PROJECT:		<p>MATERIAL -</p> <p>BASE SIZE</p> <p>MAT.-NR.</p>	<p>Kantentechnik GmbH</p>
	CODE:	004471_MA		
	TYPE:	SINGLE SIDED EDGEBADEr		
	BRAND:	BRANDT KDF 440 C		
DESIGNER:	Berthole	DESIGNATION	INSTALLATION PLAN	PLAN NO.
DATE:	27.09.2010	AMBITION 1440 FC		5-701-80-2118
FILE:		CATIA A2	GEWICHT (kg)	BL.