

TECHNICAL DATA		HPP230/38/38
TOTAL DUST EXTRACTION CAPACITY	M3/H (CFM)	3800 (2236)
AIR VELOCITY	M/SEK (FEET/SEK)	26 (85,28)
COMPRESSED AIR CONSUMPTION	NL/MIN (CFM)	150 (5,25)
PRESSURE LOSS	PA N/M2 (INCH WS)	1200 (4,82)
MAIN SAW MOTOR	KW	5,5 7,5
TOTAL CONNECTED LOAD	KW	10,4 12,4
NOMINAL CURRENT	A	23,25 28,25
RECOMMENDED PREFUSE PROTECTION	A	32 32

CHARGE CA: 1.5N/MM2
 CONCRETE QUALITY C25/30 XC1 CAPABLE OF BEARING PRESSURE AND TENSION
 THICKNESS OF CONCRETE MIN. 200 MM
 EVENNESS OF FLOOR: TOLERANCE = +/- 10MM (0.39")
 GROUTING BY CUSTOMER OF THE MOUNTING PLATES WITH CASTING COMPOUND RESISTANT TO SHRINKING AFTER INSTALLATION
 REPRESENTATION AND DIMENSIONING OF INSTALLATIONS PROVIDED BY THE CUSTOMER AND MACHINES OF FOREIGN BRAND WITHOUT GUARANTEE
 WITHOUT THE SAFETY BARRIERS SUPPLIED BY HOLZMA, WHICH ARE SHOWN IN THIS PLAN, THE PRODUCTION EQUIPMENT IS NOT CE-COMPLIANT, AND MUST THEREFORE NOT BE OPERATED.

ONLY IMMOVABLE WALLS ANCHORED SECURELY TO THE PRODUCTION AREA FLOOR AND THE PRODUCTION AREA ROOF ARE PERMISSIBLE AS AN ACCESS PREVENTION MEASURE AT THE CUSTOMER'S PREMISES.

ELECTRICAL GROUNDING POINT - MACHINE FUNCTION
 NOT GUARANTEED WITHOUT PROPER GROUNDING IN ACCORDANCE WITH LOCAL ELECTRICAL CODE.
 ERDUNGSWIDERSTAND < 3 OHM
 PROTECTIVE CIRCUIT IS ONLY PERMISSIBLE IN COMBINATION WITH AN ALL-CURRENT-SENSITIVE/SELECTIVE FI-PROTECTIVE SWITCH

REFERENCE LINE
 CONNECTION FOR COMPRESSED AIR WITH HOSE 1/2" (INSIDE DIAMETER 12.7MM)
 SUPPLY AIR PRESSURE IN SUPPLY LINE MIN. 7BAR (102 PSI)
 STANDARD COMPRESSED AIR QUALITY ACCORDING TO ISO 8573-1
 QUALITY CLASS SOLID IMPURITIES CLASS 3
 WATER CONTENT CLASS 4
 TOTAL OIL CONTENT CLASS 3

MACHINE ZERO POINT

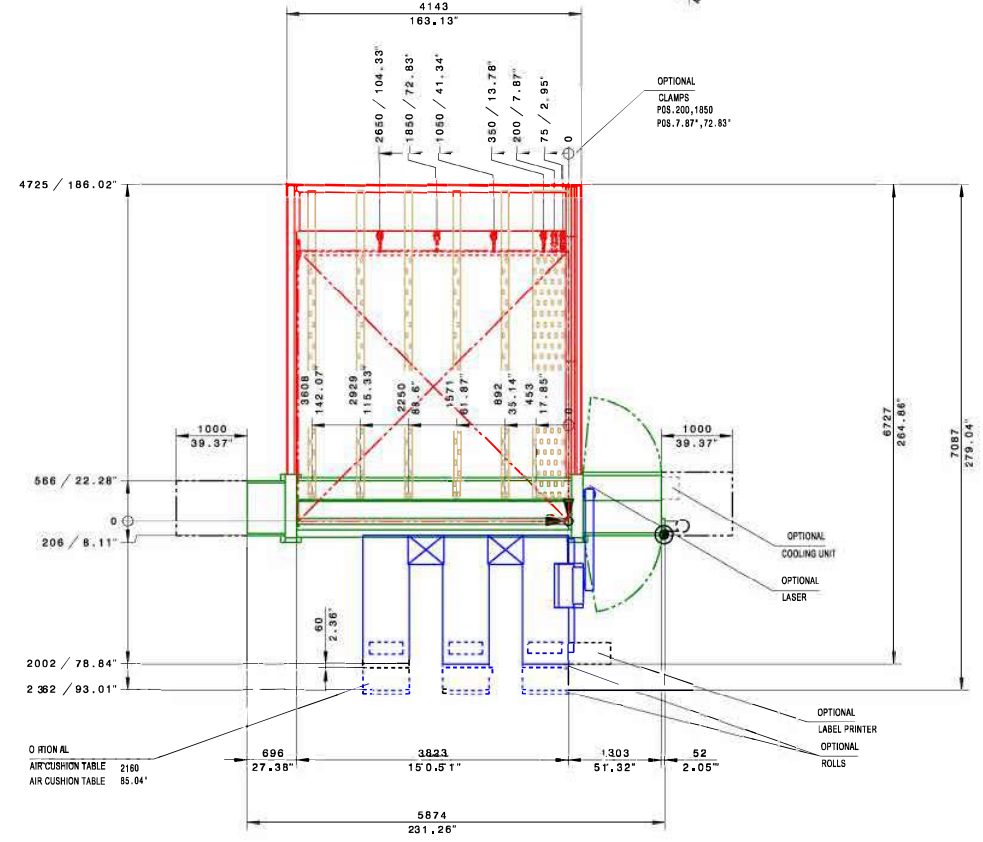
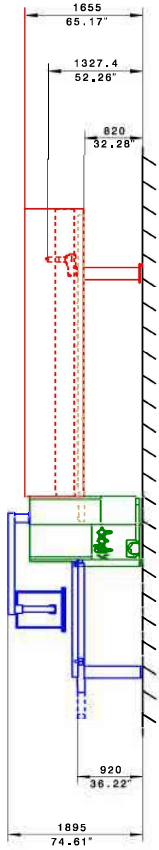
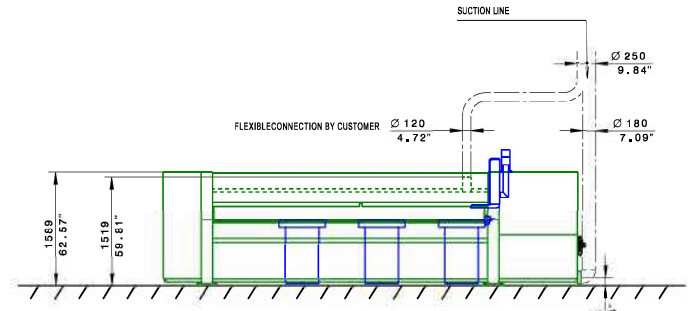
REFERENCE POINT
 PLEASE RETURN THE APPROVED DRAWING IMMEDIATELY, PLEASE GIVE EXACT SIZES OF MODIFICATION

DATE: _____ SIGNED: _____
 DATE: _____ SIGNATURE OF CUSTOMER: _____

PLEASE MARK APPLICABLE WITH A CROSS		X
CONNECTION CABLE SWITCH CABINET - MACHINE	ON THE FLOOR-BY CUSTOMER	<input type="checkbox"/>
	IN CABLE CHANNEL - BY CUSTOMER	<input type="checkbox"/>
	UEBER DECKE, ... MM HOCH BAUSEITS	<input type="checkbox"/>

KOM.: _____
MASCH.NR.: - - -
 WITHOUT OUR PERMISSION THIS DRAWING MUST NOT BE REPRODUCED NOR DUPLICATED NOR MADE ACCESSIBLE

MATERIAL	ROHMASS	Codice: 008394	5-225-92-0790
1:50	MAT.-NR.		
CATIA A2		GEWICHT (kg)	



TYP HPP230/38/38			
MAXIMUM PANEL SIZE	MM (INCH)	3800 X 3800	(149,61' X 149,61')
MINIMUM PANEL SIZE	MM (INCH)	50 X 50	(1,97" X 1,97")
SAW BLADE PROJECTION	MM (INCH)	55	(2,17")
CUTTING LENGTH	MM (INCH)	3800	(149,61")

19/12/2025
 "HOMAG non si assume alcuna responsabilità circa la corrispondenza della composizione attuale della macchina rispetto alla descrizione del layout"

